
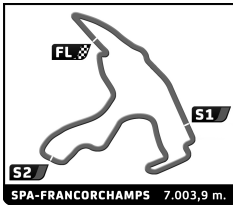


# SPA EURO RACE

ACNN

Results Booklet






# ACNN SPA EURO RACE FREE PRACTICE

## Classification

Nr. Drivers	Team	Car	Cl	Time	Lap Total	Gap	Kph
1 134 H. Sipke Bijzitter		Zilhouette M3	DTC	<b>3:07.408</b>	3 9	- -	134.5
2 901 H. Verkerk		Porsche 968 Cl.Sp.	Porsche Cu	<b>3:09.631</b>	4 10	+2.223 +2.223	133.0
3 191 Z. Bralic		BMW E36 M3	DTC	<b>3:13.200</b>	6 9	+5.792 +3.569	130.5
4 103 R. Snel		BMW E36 M3	DTC	<b>3:13.492</b>	4 4	+6.084 +0.292	130.3
5 925 M. Braakman			Porsche Cu	<b>3:14.265</b>	7 9	+6.857 +0.773	129.8
6 98 J. Hoekstra		Zilhouette	Zilhouette C	<b>3:15.669</b>	7 9	+8.261 +1.404	128.9
7 69 J. Drenth		Zilhouette	Zilhouette C	<b>3:17.437</b>	7 9	+10.029 +1.768	127.7
8 78 M. Wieringa		Zilhouette	Zilhouette C	<b>3:18.073</b>	6 9	+10.665 +0.636	127.3
9 986 J. Hulsebos			Porsche Cu	<b>3:18.310</b>	6 9	+10.902 +0.237	127.1
10 905 R. Buitendijk		Porsche 944 Turbo	Porsche Cu	<b>3:18.347</b>	4 6	+10.939 +0.037	127.1
11 77 E. Geerts		Zilhouette	Zilhouette C	<b>3:18.400</b>	5 9	+10.992 +0.053	127.1
12 968 J. Heil			Porsche Cu	<b>3:18.543</b>	6 9	+11.135 +0.143	127.0
13 92 M. Hermans		Zilhouette	Zilhouette C	<b>3:19.549</b>	7 9	+12.141 +1.006	126.4
14 82 H. Sijtsma/Schoonhoven		Zilhouette	Zilhouette C	<b>3:19.722</b>	6 8	+12.314 +0.173	126.2
15 205 W. Zijlstra		BMW E36 325i	DTC	<b>3:21.137</b>	7 9	+13.729 +1.415	125.4
16 907 R. van Rooijen			Porsche Cu	<b>3:21.436</b>	7 9	+14.028 +0.299	125.2
17 167 S. Jansen		BMW E36 M3	DTC	<b>3:21.782</b>	7 8	+14.374 +0.346	125.0
18 11 M. Kruger/Kruger		BMW E36 325i	Ooperon C	<b>3:22.055</b>	7 9	+14.647 +0.273	124.8
19 96 M. van der Lyke		Zilhouette	Zilhouette C	<b>3:23.218</b>	6 7	+15.810 +1.163	124.1
20 975 P. van den Berg			Porsche Cu	<b>3:23.242</b>	6 9	+15.834 +0.024	124.1
21 957 N. Steehouwer/Huisman			Porsche Cu	<b>3:23.453</b>	6 8	+16.045 +0.211	123.9
22 95 R. Hannink		Zilhouette	Zilhouette C	<b>3:24.218</b>	7 9	+16.810 +0.765	123.5
23 93 C. Bergsma/de Jonq		Zilhouette	Zilhouette C	<b>3:24.610</b>	4 8	+17.202 +0.392	123.2
24 50 J. Vos/Yos		Zilhouette	Zilhouette C	<b>3:24.702</b>	7 9	+17.294 +0.092	123.2
25 142 M. Dijkhuis		BMW E46 GTR	DTC	<b>3:26.764</b>	6 8	+19.356 +2.062	121.9
26 73 J. den Hollander		Zilhouette	Zilhouette C	<b>3:27.918</b>	6 8	+20.510 +1.154	121.3
27 244 R. de Leeuw/de Vreede		BMW E36 325i	DTC	<b>3:28.832</b>	5 8	+21.424 +0.914	120.7
28 206 L. Gooshouwer		BMB COMPACT	DTC	<b>3:28.916</b>	3 7	+21.508 +0.084	120.7
29 24 J. van Leeuwen		BMW E36 325i	Ooperon C	<b>3:30.046</b>	6 8	+22.638 +1.130	120.0
30 9 D. van der Spek		BMW E36 325i	Ooperon C	<b>3:30.525</b>	6 8	+23.117 +0.479	119.8
31 40 L. Stikma		BMW E36 325i	Ooperon C	<b>3:31.826</b>	6 7	+24.418 +1.301	119.0
32 10 J. Boertien/Verswyveren		BMW E36 325i	Ooperon C	<b>3:32.175</b>	6 8	+24.767 +0.349	118.8
33 194 M. van der Lip		BMW E36 M3	DTC	<b>3:32.655</b>	5 6	+25.247 +0.480	118.6
34 38 W. Meendering		BMW E36 325i	Ooperon C	<b>3:32.834</b>	5 8	+25.426 +0.179	118.5
35 246 J. Jelgerhuis		ALFA	DTC	<b>3:32.888</b>	6 8	+25.480 +0.054	118.4
36 242 R. M de Weerd		VW GOLF TDI	DTC	<b>3:36.376</b>	6 9	+28.968 +3.488	116.5
37 919 S. Roest		Porsche 944	Porsche Cu	<b>3:37.082</b>	6 8	+29.674 +0.706	116.2
38 939 R. Sluiter		Porsche 944	Porsche Cu	<b>3:37.692</b>	6 7	+30.284 +0.610	115.8
39 20 H. Dekens/Dekens		BMW E36 325i	Ooperon C	<b>3:38.452</b>	6 8	+31.044 +0.760	115.4
40 29 . Land/Land		BMW E36 325i	Ooperon C	<b>3:38.950</b>	6 7	+31.542 +0.498	115.2
41 18 S. Kohler		BMW E36 325i	Ooperon C	<b>3:39.075</b>	5 8	+31.667 +0.125	115.1
42 43 A. Bakker		BMW E36 325i	Ooperon C	<b>3:39.459</b>	6 8	+32.051 +0.384	114.9
43 57 H. Hoekstra		BMW E36 325i	Ooperon C	<b>3:40.772</b>	5 8	+33.364 +1.313	114.2
44 236 P. Gerard van Schajik		VW GOLF TDI	DTC	<b>3:40.810</b>	6 7	+33.402 +0.038	114.2
45 993 E. Hesp		Porsche 944	Porsche Cu	<b>3:41.760</b>	4 8	+34.352 +0.950	113.7
46 31 V. de Kouninck		BMW E36 325i	Ooperon C	<b>3:43.023</b>	5 6	+35.615 +1.263	113.1
47 12 M. van Dijk		BMW E36 325i	Ooperon C	<b>3:43.121</b>	6 8	+35.713 +0.098	113.0
48 234 G. Zanting		VW GOLF TDI	DTC	<b>3:44.613</b>	6 7	+37.205 +1.492	112.3
49 915 W. Groenewoud		Porsche 944	Porsche Cu	<b>3:44.947</b>	5 8	+37.539 +0.334	112.1
50 102 M. Dijkhuis		BMW E90 M3	DTC	<b>3:45.194</b>	5 8	+37.786 +0.247	112.0
51 908 R. Nooy		Porsche 944	Porsche Cu	<b>3:48.188</b>	6 8	+40.780 +2.994	110.5
52 127 J. van den Outenaar		BMW E36 325i	DTC	<b>3:49.019</b>	5 8	+41.611 +0.831	110.1
53 930 H. Havik		Porsche 944	Porsche Cu	<b>3:49.580</b>	5 8	+42.172 +0.561	109.8
54 241 D. Gigi Rikman		VW GOLF TDI	DTC	<b>3:50.570</b>	6 8	+43.162 +0.990	109.4
55 74 C. Mik		BMW E36 325i	Ooperon C	<b>3:50.603</b>	6 7	+43.195 +0.033	109.3
56 900 M. Oostrum		Porsche 944	Porsche Cu	<b>3:51.829</b>	5 8	+44.421 +1.226	108.8
57 202 R. Dijkhuis		BMW 123 D	DTC	<b>3:52.929</b>	6 8	+45.521 +1.100	108.2
58 16 H. van Dijk		BMW E36 325i	Ooperon C	<b>3:53.181</b>	6 8	+45.773 +0.252	108.1
59 966 C. van Garderen		Porsche 944	Porsche Cu	<b>3:53.283</b>	5 8	+45.875 +0.102	108.1
60 15 R. van Loon		BMW E36 325i	Ooperon C	<b>3:56.942</b>	2 4	+49.534 +3.659	106.4
61 934 R. Hackbarth		Porsche 944	Porsche Cu	<b>3:58.249</b>	5 7	+50.841 +1.307	105.8
62 902 E. Klooster		Porsche 944	Porsche Cu	<b>4:01.263</b>	4 8	+53.855 +3.014	104.5
63 7 O. Hiemstra		BMW E36 325i	Ooperon C				
64 8 G. Klopstra		BMW E36 325i	Ooperon C				
65 39 B. Visser		BMW E36 325i	Ooperon C				



**ACNN**  
**SPA EURO RACE**  
**FREE PRACTICE**

**Classification**


Nr. Drivers	Team	Car	Cl	Time	Lap Total	Gap	Kph
66 94 C. Broeren		Zilhouette	Zilhouette C				
67136 P. van der Ham		BMW E46 M3	DTC				
68243 T.		RENAULT CLIO	DTC				
69936 G. Wijnschenk		Porsche 968 Turbo	Porsche Cu				
70977 J. Iske		Porsche 944	Porsche Cu				
71988 J. de Koekoek			Porsche Cu				

<b>Fastest Lap</b>	Lap 3	Hielke Oosten Sipke Bijzitter	<b>3:07.408</b>	134.5 Kph
--------------------	-------	-------------------------------	-----------------	-----------

Published at: .....

Track Status: **WET**


<b>Race Director:</b>	<b>Timekeeper:</b>
-----------------------	--------------------



# ACNN SPA EURO RACE FREE PRACTICE

## Best Sector Times

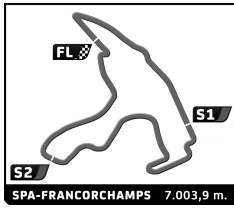
SECTOR 1			SECTOR 2			SECTOR 3			Pos	Team	Cl	Ideal Lap	Best Lap
Pos	Driver	Time	Driver	Time	Driver	Time	Pos						
1	134 H.Sipke Bijzitter	52.172	134 H.Sipke Bijzitter	1:26.795	134 H.Sipke Bijzitter	47.301	1	134	DTC	3:06.268	3:07.408	(1)	
2	905 R.Buitendijk	53.170	901 H.Verkerk	1:27.238	901 H.Verkerk	47.713	2	901	Porsche Cup	3:08.473	3:09.631	(2)	
3	103 R.Snel	53.402	191 Z.Bralic	1:27.697	191 Z.Bralic	49.228	3	191	DTC	3:11.434	3:13.200	(3)	
4	901 H.Verkerk	53.522	98 J.Hoekstra	1:28.430	98 J.Hoekstra	49.327	4	925	Porsche Cup	3:13.339	3:14.265	(5)	
5	191 Z.Bralic	54.509	925 M.Braakman	1:28.539	925 M.Braakman	49.626	5	98	Zilhouette Cup	3:13.386	3:15.669	(6)	
6	925 M.Braakman	55.174	69 J.Drenth	1:29.079	69 J.Drenth	49.792	6	905	Porsche Cup	3:14.527	3:18.347	(10)	
7	92 M.Hermans	55.574	968 J.Heil	1:30.303	968 J.Heil	50.010	7	69	Zilhouette Cup	3:14.981	3:17.437	(7)	
8	98 J.Hoekstra	55.629	82 H.Sijma/Schoonhoven	1:30.394	92 M.Hermans	50.177	8	968	Porsche Cup	3:16.519	3:18.543	(12)	
9	986 J.Hulsebos	55.673	77 E.Geerts	1:30.404	905 R.Buitendijk	50.192	9	77	Zilhouette Cup	3:16.912	3:18.400	(11)	
10	957 N.Stehouwer/Huisman	55.751	986 J.Hulsebos	1:30.556	77 E.Geerts	50.368	10	92	Zilhouette Cup	3:17.292	3:19.549	(13)	
11	69 J.Drenth	56.110	78 M.Wieringa	1:30.725	78 M.Wieringa	51.003	11	986	Porsche Cup	3:17.342	3:18.310	(9)	
12	77 E.Geerts	56.140	905 R.Buitendijk	1:31.165	986 J.Hulsebos	51.113	12	78	Zilhouette Cup	3:18.073	3:18.073	(8)	
13	968 J.Heil	56.206	244 R.de Leeuw/de Vreede	1:31.177	205 W.Zijlstra	51.367	13	82	Zilhouette Cup	3:19.032	3:19.722	(14)	
14	78 M.Wieringa	56.345	93 C.Bergsma/de Jonq	1:31.220	82 H.Sijma/Schoonhoven	51.469	14	907	Porsche Cup	3:19.671	3:21.436	(16)	
15	50 J.Vos/Vos	56.471	907 R.van Rooijen	1:31.315	11 M.Kruger/Kruger	51.546	15	205	DTC	3:20.067	3:21.137	(15)	
16	975 P.van den Berg	56.598	92 M.Hermans	1:31.541	907 R.van Rooijen	51.624	16	93	Zilhouette Cup	3:20.982	3:24.610	(23)	
17	907 R.van Rooijen	56.732	205 W.Zijlstra	1:31.757	96 M.van der Lyke	51.707	17	244	DTC	3:21.064	3:28.832	(27)	
18	205 W.Zijlstra	56.943	11 M.Kruger/Kruger	1:32.263	244 R.de Leeuw/de Vreede	51.715	18	11	Ooperon Cup	3:21.122	3:22.055	(18)	
19	82 H.Sijma/Schoonhoven	57.169	95 R.Hannink	1:32.772	957 N.Stehouwer/Huisman	52.016	19	50	Zilhouette Cup	3:22.336	3:24.702	(24)	
20	11 M.Kruger/Kruger	57.313	96 M.van der Lyke	1:33.380	142 M.Dijkhuis	52.109	20	96	Zilhouette Cup	3:22.480	3:23.218	(19)	
21	93 C.Bergsma/de Jonq	57.348	975 P.van den Berg	1:33.547	50 J.Vos/Vos	52.193	21	957	Porsche Cup	3:23.192	3:23.453	(21)	
22	96 M.van der Lyke	57.393	50 J.Vos/Vos	1:33.672	93 C.Bergsma/de Jonq	52.414	22	975	Porsche Cup	3:23.196	3:23.242	(20)	
23	142 M.Dijkhuis	57.459	142 M.Dijkhuis	1:34.416	95 R.Hannink	52.791	23	95	Zilhouette Cup	3:23.446	3:24.218	(22)	
24	206 L.Gooshouwer	57.674	957 N.Stehouwer/Huisman	1:35.425	73 J.den Hollander	53.049	24	142	DTC	3:23.984	3:26.764	(25)	
25	73 J.den Hollander	57.795	9 D.van der Spek	1:35.980	975 P.van den Berg	53.051	25	73	Zilhouette Cup	3:27.373	3:27.918	(26)	
26	194 M.van der Lip	57.800	73 J.den Hollander	1:36.529	24 J.van Leeuwen	53.500	26	9	Ooperon Cup	3:28.591	3:30.525	(30)	
27	95 R.Hannink	57.883	10 J.Boertjan/Verschuieren	1:36.645	9 D.van der Spek	53.737	27	24	Ooperon Cup	3:30.046	3:30.046	(29)	
28	244 R.de Leeuw/de Vreede	58.172	24 J.van Leeuwen	1:37.046	10 J.Boertjan/Verschuieren	53.745	28	194	DTC	3:30.231	3:32.655	(33)	
29	9 D.van der Spek	58.874	38 W.Meendering	1:37.360	194 M.van der Lip	53.957	29	10	Ooperon Cup	3:31.012	3:32.175	(32)	
30	24 J.van Leeuwen	59.500	246 J.Jelgerhuis	1:37.977	242 R.M de Weerd	54.201	30	38	Ooperon Cup	3:31.483	3:32.834	(34)	
31	40 L.Stiaksma	59.507	194 M.van der Lip	1:38.474	38 W.Meendering	54.333	31	246	DTC	3:32.888	3:32.888	(35)	
32	38 W.Meendering	59.790	919 S.Roest	1:38.636	246 J.Jelgerhuis	54.493	32	242	DTC	3:35.889	3:36.376	(36)	
33	246 J.Jelgerhuis	1:00.418	29 Land/Land	1:38.704	43 A.Bakker	55.281	33	29	Ooperon Cup	3:36.004	3:38.950	(40)	
34	10 J.Boertjan/Verschuieren	1:00.622	18 S.Kohler	1:39.479	939 R.Sluite	55.530	34	18	Ooperon Cup	3:36.210	3:39.075	(41)	
35	29 Land/Land	1:00.812	242 R.M de Weerd	1:39.621	18 S.Kohler	55.673	35	919	Porsche Cup	3:36.287	3:37.082	(37)	
36	20 H.Dekens/Dekens	1:00.817	236 P.Gerard van Schajik	1:40.224	919 S.Roest	55.777	36	939	Porsche Cup	3:37.692	3:37.692	(38)	
37	43 A.Bakker	1:00.933	939 R.Sluite	1:40.353	236 P.Gerard van Schajik	55.995	37	236	DTC	3:38.859	3:40.810	(44)	
38	18 S.Kohler	1:01.058	31 V.de Keuninck	1:40.572	57 H.Hoekstra	56.084	38	43	Ooperon Cup	3:39.134	3:39.459	(42)	
39	939 R.Sluite	1:01.809	993 E.Hesp	1:40.981	29 Land/Land	56.488	39	31	Ooperon Cup	3:39.526	3:43.023	(46)	
40	919 S.Roest	1:01.874	57 H.Hoekstra	1:41.581	31 V.de Keuninck	56.582	40	57	Ooperon Cup	3:40.592	3:40.772	(43)	
41	242 R.M de Weerd	1:02.067	43 A.Bakker	1:42.920	993 E.Hesp	57.167	41	993	Porsche Cup	3:40.654	3:41.760	(45)	
42	102 M.Dijkhuis	1:02.294	915 W.Groenewoud	1:43.803	234 G.Zanting	57.173	42	915	Porsche Cup	3:43.541	3:44.947	(49)	
43	12 M.van Dijk	1:02.329	241 D.Gigi Rikman	1:43.856	915 W.Groenewoud	57.271	43	234	DTC	3:44.613	3:44.613	(48)	
44	31 V.de Keuninck	1:02.372	102 M.Dijkhuis	1:43.875	930 H.Havik	58.521	44	102	DTC	3:44.834	3:45.194	(50)	
45	915 W.Groenewoud	1:02.467	15 R.van Loon	1:44.454	102 M.Dijkhuis	58.665	45	15	Ooperon Cup	3:47.385	3:56.942	(60)	
46	993 E.Hesp	1:02.506	908 R.Nooy	1:44.707	908 R.Nooy	58.778	46	930	Porsche Cup	3:47.769	3:49.580	(53)	
47	234 G.Zanting	1:02.542	234 G.Zanting	1:44.898	202 R.Dijkhuis	59.036	47	908	Porsche Cup	3:48.188	3:48.188	(51)	
48	236 P.Gerard van Schajik	1:02.640	930 H.Havik	1:45.303	12 M.van Dijk	59.321	48	12	Ooperon Cup	3:48.344	3:43.121	(47)	
49	15 R.van Loon	1:02.673	127 J.van den Outenaar	1:46.000	900 M.Oostrum	59.524	49	127	DTC	3:49.019	3:49.019	(52)	
50	57 H.Hoekstra	1:02.927	900 M.Oostrum	1:46.202	127 J.van den Outenaar	1:00.005	50	241	DTC	3:49.094	3:50.570	(54)	
51	127 J.van den Outenaar	1:03.014	202 R.Dijkhuis	1:46.344	15 R.van Loon	1:00.258	51	900	Porsche Cup	3:49.418	3:51.829	(56)	
52	900 M.Oostrum	1:03.692	12 M.van Dijk	1:46.694	241 D.Gigi Rikman	1:00.525	52	202	DTC	3:51.590	3:52.929	(57)	
53	930 H.Havik	1:03.945	902 E.Klooster	1:50.747	902 E.Klooster	1:03.021	53	902	Porsche Cup	4:01.263	4:01.263	(62)	



**ACNN**  
SPA EURO RACE  
After FREE PRACTICE

Event maximum speed

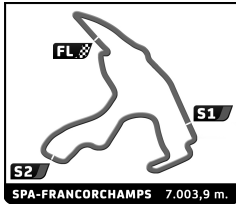
Team	Car	Class	Driver	Top Speed	Lap	Session
134	Zilhouette M3	DTC	Hielke Oosten Sipke Bijzitter	192.2	3	FREE PRACTICE
92	Zilhouette	Zilhouette Cup	Michael Hermans	187.8	7	FREE PRACTICE
98	Zilhouette	Zilhouette Cup	Jack Hoekstra	184.0	4	FREE PRACTICE
925		Porsche Cup	Marco Braakman	181.8	8	FREE PRACTICE
905	Porsche 944 Turbo	Porsche Cup	Richard Buitendijk	180.9	4	FREE PRACTICE
69	Zilhouette	Zilhouette Cup	Jan Barry Drenth	179.7	7	FREE PRACTICE
9	BMW E36 325i	Ooperon Cup	Dimitri van der Spek	179.4	6	FREE PRACTICE
77	Zilhouette	Zilhouette Cup	Erik Geerts	179.1	8	FREE PRACTICE
11	BMW E36 325i	Ooperon Cup	Mathieu Kruger/Kruger	178.2	8	FREE PRACTICE
907		Porsche Cup	Ruud van Rooijen	178.2	3	FREE PRACTICE
93	Zilhouette	Zilhouette Cup	Carlijn Bergsma/de Jong	177.3	5	FREE PRACTICE
78	Zilhouette	Zilhouette Cup	Mark Wieringa	176.8	7	FREE PRACTICE
968		Porsche Cup	Johan Heil	176.5	4	FREE PRACTICE
96	Zilhouette	Zilhouette Cup	Marcel van der Lyke	176.2	6	FREE PRACTICE
901	Porsche 968 Cl.Sp.	Porsche Cup	Hary en Patrick Verkerk	173.9	4	FREE PRACTICE
103	BMW E36 M3	DTC	Rene Snel	173.6	4	FREE PRACTICE
57	BMW E36 325i	Ooperon Cup	Hans Hoekstra	173.1	7	FREE PRACTICE
191	BMW E36 M3	DTC	Zlatko Bralic	170.3	7	FREE PRACTICE
205	BMW E36 325i	DTC	Wolter Zijlstra	169.8	8	FREE PRACTICE
18	BMW E36 325i	Ooperon Cup	Sander Kohler	169.5	7	FREE PRACTICE
244	BMW E36 325i	DTC	Rogier de Leeuw/de Vreede	169.0	7	FREE PRACTICE
986		Porsche Cup	JeanPaul Hulsebos	167.2	7	FREE PRACTICE
206	BMB COMPACT	DTC	Lawrens Gooshouwer	166.9	6	FREE PRACTICE
194	BMW E36 M3	DTC	Marcel van der Lip	166.7	3	FREE PRACTICE
50	Zilhouette	Zilhouette Cup	Jan Joyce Vos/Vos	166.7	6	FREE PRACTICE
246	ALFA	DTC	Jonke Jelgerhuis	165.4	5	FREE PRACTICE
40	BMW E36 325i	Ooperon Cup	Lekkerkerk Stiksma	163.4	6	FREE PRACTICE
993	Porsche 944	Porsche Cup	Eric Hesp	162.9	5	FREE PRACTICE
29	BMW E36 325i	Ooperon Cup	Land/Land	162.4	7	FREE PRACTICE
38	BMW E36 325i	Ooperon Cup	Wiegers Meendering	161.4	7	FREE PRACTICE
82	Zilhouette	Zilhouette Cup	Hank/Marcel Sijtsma/Schoonhoven	161.2	4	FREE PRACTICE
919	Porsche 944	Porsche Cup	Sander Roest	160.7	6	FREE PRACTICE
975		Porsche Cup	Patrick van den Berg	160.5	7	FREE PRACTICE
20	BMW E36 325i	Ooperon Cup	Harold Dekens/Dekens	160.2	6	FREE PRACTICE
915	Porsche 944	Porsche Cup	Wilbert Groenewoud	160.0	4	FREE PRACTICE
957		Porsche Cup	NiekJan Steehouwer/Huisman	160.0	6	FREE PRACTICE
15	BMW E36 325i	Ooperon Cup	Ronald van Loon	159.5	4	FREE PRACTICE
939	Porsche 944	Porsche Cup	Rudy Sluiter	159.3	4	FREE PRACTICE
43	BMW E36 325i	Ooperon Cup	Arnold Bakker	157.7	5	FREE PRACTICE
24	BMW E36 325i	Ooperon Cup	Jan Peter van Leeuwen	157.2	6	FREE PRACTICE
31	BMW E36 325i	Ooperon Cup	Van Olst de Keuninck	157.0	2	FREE PRACTICE
930	Porsche 944	Porsche Cup	Huib Havik	157.0	7	FREE PRACTICE
142	BMW E46 GTR	DTC	Marc Dijkhuis	156.1	7	FREE PRACTICE
95	Zilhouette	Zilhouette Cup	Raymond Hannink	155.2	5	FREE PRACTICE
12	BMW E36 325i	Ooperon Cup	Maurice van Dijk	154.9	5	FREE PRACTICE
202	BMW 123 D	DTC	Rianneke Dijkhuis	153.6	2	FREE PRACTICE
10	BMW E36 325i	Ooperon Cup	Jorn Boertien/Verswijveren	153.0	8	FREE PRACTICE
127	BMW E36 325i	DTC	Jacob van den Outenaar	151.9	6	FREE PRACTICE
908	Porsche 944	Porsche Cup	Ruben Nooy	146.9	6	FREE PRACTICE
966	Porsche 944	Porsche Cup	Christiaan van Garderen	146.3	7	FREE PRACTICE
73	Zilhouette	Zilhouette Cup	John den Hollander	144.2	5	FREE PRACTICE
74	BMW E36 325i	Ooperon Cup	Caspers Mik	143.4	6	FREE PRACTICE
102	BMW E90 M3	DTC	Marloes Dijkhuis	141.5	5	FREE PRACTICE
902	Porsche 944	Porsche Cup	Edwin Klooster	140.4	7	FREE PRACTICE
242	VW GOLF TDI	DTC	Robert den Engelman M de Weerd	139.7	7	FREE PRACTICE
236	VW GOLF TDI	DTC	Peter Koopman Gerard van Schajik	139.4	5	FREE PRACTICE
241	VW GOLF TDI	DTC	Dave Hopman Gigi Rikman	139.0	7	FREE PRACTICE



**ACNN**  
SPA EURO RACE  
After FREE PRACTICE

Event maximum speed

Team	Car	Class	Driver	Top Speed	Lap	Session
234	VW GOLF TDI	DTC	Gert-Jan Zanting	138.5	6	FREE PRACTICE
934	Porsche 944	Porsche Cup	Robert Hackbarth	137.6	6	FREE PRACTICE
900	Porsche 944	Porsche Cup	Marc Oostrum	133.0	6	FREE PRACTICE
94	Zilhouette	Zilhouette Cup	Carlo Broeren	125.7	1	FREE PRACTICE




**ACNN**  
SPA EURO RACE  
FREE PRACTICE

Fastest Lap Sequence

Practice Time	Team	Car	Class	Driver	Time	Kph	
6:58.632	134	Zilhouette M3	DTC	Hielke Oosten Sipke Bijzitter	<b>3:16.649</b>	128.2	2
10:06.040	134	Zilhouette M3	DTC	Hielke Oosten Sipke Bijzitter	<b>3:07.408</b>	134.5	3







# ACNN SPA EURO RACE FREE PRACTICE

## Sector Analysis

■ Personal Best   
 ■ Session Best   
 B Crossing the finish line in pit lane

Lap	D	Time	Sector 1	Sector 2	Sector 3	T. Spd	Elapsed	Lap	D	Time	Sector 1	Sector 2	Sector 3	T. Spd	Elapsed		
2	1	4:04.527	B	1:07.693	1:45.015	1:11.819	157.0	8:23.284	4	1	3:44.230	1:04.148	1:43.062	57.020	152.3	16:52.745	
3	1	7:45.250		4:59.709	1:47.236	58.305	130.3	16:08.534	5	1	3:40.772	1:03.107	1:41.581	56.084	153.4	20:33.517	
4	1	3:46.329		1:05.845	1:43.219	57.265	149.6	19:54.863	6	1	3:43.110	1:03.421	1:42.114	57.575	166.9	24:16.627	
5	1	3:43.023		1:04.654	1:41.787	56.582	138.5	23:37.886	7	1	3:54.356	1:02.927	1:43.192	1:08.237	173.1	28:10.983	
6	1	4:02.829	B	1:02.372	1:40.572	1:19.885	149.0	27:40.715	8	1	4:47.895	B	1:08.429	1:54.497	1:44.969	123.3	32:58.878

38		1. Wiegers Meendering		BMW E36 325i Ooperon Cup				
1	1	4:43.841	1:52.596	1:47.417	1:03.828	128.4	4:43.841	
2	1	3:46.715	1:07.783	1:42.380	56.552	125.0	8:30.556	
3	1	3:57.512	B	1:03.126	1:44.315	1:10.071	126.6	12:28.068
4	1	6:30.576	3:45.060	1:47.496	58.020	139.4	18:58.644	
5	1	3:32.834	1:00.020	1:38.481	54.333	156.5	22:31.478	
6	1	3:34.647	1:00.205	1:37.771	56.671	141.9	26:06.125	
7	1	3:34.978	59.790	1:37.360	57.828	161.4	29:41.103	
8	1	4:12.189	1:09.333	1:49.588	1:13.268	115.9	33:53.292	

40		1. Lekkerkerker Stiksma		BMW E36 325i Ooperon Cup			
1	1	4:11.518	1:15.764			107.8	4:11.518
2	1	3:49.447	1:06.185			127.2	8:00.965
3	1	3:36.738	1:01.283			162.4	11:37.703
4	1	3:34.401	1:00.963			162.9	15:12.104
5	1	3:35.279	1:02.042			141.9	18:47.383
6	1	3:31.826	1:00.852			163.4	22:19.209
7	1	3:45.565	B	59.507		148.8	26:04.774

43		1. Arnold Bakker		BMW E36 325i Ooperon Cup				
1	1	4:41.405	1:45.266	1:50.885	1:05.254	104.1	4:41.405	
2	1	3:54.005	1:06.570	1:48.013	59.422	141.4	8:35.410	
3	1	4:06.953	B	1:05.462	1:44.613	1:16.878	142.9	12:42.363
4	1	5:51.118	3:09.371	1:44.825	56.922	154.3	18:33.481	
5	1	3:43.449	1:01.776	1:45.567	56.106	157.7	22:16.930	
6	1	3:39.459	1:01.246	1:42.932	55.281	143.0	25:56.389	
7	1	3:43.642	1:00.933	1:42.920	59.789	151.9	29:40.031	
8	1	4:51.310	B	1:22.218	2:03.861	1:25.231	92.5	34:31.341

50		1. Jan Joyce Vos/Vos		Zilhouette Zilhouette Cup			
1	1	4:17.831	1:19.784	1:52.679	1:05.368	109.4	4:17.831
2	1	3:52.516	1:04.917	1:47.080	1:00.519	134.8	8:10.347
3	1	3:35.977	1:01.416	1:38.812	55.749	157.0	11:46.324
4	1	3:28.890	58.446	1:36.895	53.549	153.2	15:15.214
5	1	3:29.848	1:00.614	1:37.041	52.193	146.1	18:45.062
6	1	3:25.668	56.471	1:36.624	52.573	166.7	22:10.730
7	1	3:24.702	57.341	1:33.672	53.689	166.2	25:35.432
8	1	3:34.453	59.956	1:36.697	57.800	156.7	29:09.885
9	1	3:56.547	1:05.699	1:47.040	1:03.808	144.0	33:06.432

57		1. Hans Hoekstra		BMW E36 325i Ooperon Cup			
1	1	5:07.611	1:59.573	1:57.433	1:10.605	114.8	5:07.611
2	1	4:06.769	1:09.184	1:51.086	1:06.499	150.4	9:14.380
3	1	3:54.135	1:10.383	1:45.588	58.164	149.2	13:08.515


69		1. Jan Barry Drenth		Zilhouette Zilhouette Cup				
1	1	4:31.364	1:41.633	1:47.668	1:02.063	144.2	4:31.364	
2	1	3:38.998	1:01.256	1:38.277	59.465	135.0	8:10.362	
3	1	3:22.529	58.146	1:33.055	51.328	164.9	11:32.891	
4	1	3:18.287	57.168	1:30.403	50.716	165.1	14:51.178	
5	1	3:20.340	59.281	1:30.816	50.243	165.4	18:11.518	
6	1	3:19.019	58.036	1:31.191	49.792	175.6	21:30.537	
7	1	3:17.437	57.243	1:29.079	51.115	179.7	24:47.974	
8	1	3:22.043	56.110	1:29.440	56.493	176.2	28:10.017	
9	1	4:04.361	B	1:01.439	1:40.762	1:22.160	111.2	32:14.378

73		1. John den Hollander		Zilhouette Zilhouette Cup				
1	1	5:15.717	2:28.616	1:46.376	1:00.725	118.4	5:15.717	
2	1	3:49.130	1:08.299	1:45.157	55.674	125.0	9:04.847	
3	1	3:39.243	1:00.866			121.9	12:44.090	
4	1	3:32.639	58.452	1:39.323	54.864	137.8	16:16.729	
5	1	3:28.575	58.688	1:36.838	53.049	144.2	19:45.304	
6	1	3:27.918	58.125	1:36.678	53.115	142.7	23:13.222	
7	1	3:30.416	57.795	1:36.529	56.092	142.9	26:43.638	
8	1	4:02.990	B	1:02.836	1:42.489	1:17.665	118.4	30:46.628

74		1. Caspers Mik		BMW E36 325i Ooperon Cup			
1	1	5:27.449	2:27.747			125.4	5:27.449
2	1	3:57.933	1:05.551			135.5	9:25.382
3	1	4:15.305	B	1:07.214		119.5	13:40.687
4	1	5:52.836	3:01.049			143.0	19:33.523
5	1	3:53.239	1:04.047			128.3	23:26.762
6	1	3:50.603	1:04.096			143.4	27:17.365
7	1	4:35.132	B	1:10.392		119.3	31:52.497

77		1. Erik Geerts		Zilhouette Zilhouette Cup				
1	1	4:17.711	1:27.655	1:49.860	1:00.196	129.2	4:17.711	
2	1	3:32.315	1:01.021	1:38.210	53.084	148.6	7:50.026	
3	1	3:25.551	58.761	1:34.060	52.730	167.7	11:15.577	
4	1	3:22.527	58.526	1:33.521	50.480	158.6	14:38.104	
5	1	3:18.400	57.125	1:30.907	50.368	174.5	17:56.504	
6	1	3:19.558	56.274	1:32.822	50.462	167.4	21:16.062	
7	1	3:20.081	56.474	1:32.153	51.454	169.5	24:36.143	
8	1	3:21.428	56.140	1:30.404	54.884	179.1	27:57.571	
9	1	4:13.786	B	1:01.855	1:38.882	1:33.049	149.6	32:11.357

78		1. Mark Wieringa		Zilhouette Zilhouette Cup			
1	1	4:31.930	1:36.466	1:52.313	1:03.151	118.8	4:31.930
2	1	3:39.323	1:02.886	1:40.925	55.512	144.8	8:11.253




# ACNN SPA EURO RACE FREE PRACTICE

## Sector Analysis

Personal Best   Session Best   B Crossing the finish line in pit lane

Lap	D	Time	Sector 1	Sector 2	Sector 3	T. Spd	Elapsed	Lap	D	Time	Sector 1	Sector 2	Sector 3	T. Spd	Elapsed
<b>82</b> 1. Henk/Marcel Sijtsma/Schc Zilhouette Zilhouette Cup															
1	1	5:00.606	2:16.620	1:44.534	59.452	136.9	5:00.606	1	1	4:33.145	1:36.964	1:52.248	1:03.933	121.5	4:33.145
2	1	3:36.136	59.887	1:40.585	55.664	134.3	8:36.742	2	1	3:51.829	1:04.726	1:48.973	58.130	131.9	8:24.974
3	1	3:37.205	1:00.934	1:40.557	55.714	128.7	12:13.947	3	1	3:44.051	1:04.440	1:44.897	54.714	141.9	12:09.025
4	1	3:26.486	1:00.059	1:33.441	52.986	161.2	15:40.433	4	1	3:31.121	59.443	1:37.406	54.272	154.9	15:40.146
5	1	3:23.841	1:00.239	1:30.564	53.038	156.5	19:04.274	5	1	3:30.290	1:02.016	1:35.156	53.118	170.1	19:10.436
6	1	<b>3:19.722</b>	57.859	<b>1:30.394</b>	<b>51.469</b>	156.3	22:23.996	6	1	<b>3:23.218</b>	57.658	1:33.853	<b>51.707</b>	176.2	22:33.654
7	1	3:22.090	<b>57.169</b>	1:32.573	52.348	146.3	25:46.086	7	1	3:36.832 B	<b>57.393</b>	<b>1:33.380</b>	1:06.059	175.6	26:10.486
8	1	3:52.048 B	1:00.805	1:34.676	1:16.567	135.7	29:38.134								
<b>92</b> 1. Michael Hermans Zilhouette Zilhouette Cup															
1	1	4:58.533	2:10.147	1:49.839	58.547	112.0	4:58.533								
2	1	3:30.353	58.415	1:38.794	53.144	168.2	8:28.886								
3	1	3:27.429	58.953	1:34.901	53.575	182.4	11:56.315								
4	1	3:20.449	56.057	1:33.574	50.818	183.4	15:16.764								
5	1	3:22.486	58.105	1:34.204	<b>50.177</b>	152.3	18:39.250								
6	1	3:22.766	58.792	1:32.677	51.297	185.2	22:02.016								
7	1	<b>3:19.549</b>	<b>55.574</b>	1:31.919	52.056	187.8	25:21.565								
8	1	3:19.761	56.353	<b>1:31.541</b>	51.867	184.3	28:41.326								
9	1	4:24.939 B	59.439	1:48.004	1:37.496	169.3	33:06.265								
<b>93</b> 1. Carlijn Bergsma/de Jonq Zilhouette Zilhouette Cup															
1	1	5:04.629	2:22.080	1:44.277	58.272	150.4	5:04.629								
2	1	3:33.671	58.786	1:38.015	56.870	160.5	8:38.300								
3	1	3:33.340	1:01.404	1:38.491	53.445	146.9	12:11.640								
4	1	<b>3:24.610</b>	58.169	1:33.957	52.484	170.3	15:36.250								
5	1	3:35.153 B	58.409	<b>1:31.220</b>	1:05.524	177.3	19:11.403								
6	1	5:13.688	2:49.433	1:31.841	<b>52.414</b>	174.5	24:25.091								
7	1	3:29.717	<b>57.348</b>	1:33.939	58.430	168.5	27:54.808								
8	1	3:38.879	1:00.408	1:37.414	1:01.057	125.6	31:33.687								
<b>95</b> 1. Raymond Hannink Zilhouette Zilhouette Cup															
1	1	4:42.644	1:46.540	1:51.435	1:04.669	104.0	4:42.644								
2	1	3:55.467	1:06.986	1:49.434	59.047	126.3	8:38.111								
3	1	3:47.899	1:04.165	1:43.816	59.918	121.8	12:26.010								
4	1	3:33.705	1:00.904	1:38.158	54.643	127.4	15:59.715								
5	1	3:31.463	58.508	1:37.758	55.197	155.2	19:31.178								
6	1	3:25.790	58.763	1:34.236	<b>52.791</b>	136.4	22:56.968								
7	1	<b>3:24.218</b>	<b>57.883</b>	<b>1:32.772</b>	53.563	150.6	26:21.186								
8	1	3:34.096	58.840	1:38.473	56.783	148.1	29:55.282								
9	1	3:41.838	1:03.420	1:41.136	57.282	133.2	33:37.120								
<b>96</b> 1. Marcel van der Lyke Zilhouette Zilhouette Cup															
1	1	4:33.145	1:36.964	1:52.248	1:03.933	121.5	4:33.145								
2	1	3:51.829	1:04.726	1:48.973	58.130	131.9	8:24.974								
3	1	3:44.051	1:04.440	1:44.897	54.714	141.9	12:09.025								
4	1	3:31.121	59.443	1:37.406	54.272	154.9	15:40.146								
5	1	3:30.290	1:02.016	1:35.156	53.118	170.1	19:10.436								
6	1	<b>3:23.218</b>	57.658	1:33.853	<b>51.707</b>	176.2	22:33.654								
7	1	3:36.832 B	<b>57.393</b>	<b>1:33.380</b>	1:06.059	175.6	26:10.486								
<b>98</b> 1. Jack Hoekstra Zilhouette Zilhouette Cup															
1	1	5:01.139	2:19.617	1:45.428	56.094	131.4	5:01.139								
2	1	3:31.127	58.710	1:36.665	55.752	176.5	8:32.266								
3	1	3:31.560	1:00.058	1:38.326	53.176	147.7	12:03.826								
4	1	3:16.164	55.924	1:30.913	<b>49.327</b>	184.0	15:19.990								
5	1	3:18.615	<b>55.629</b>	1:32.605	50.381	159.1	18:38.605								
6	1	3:15.715	57.563	1:28.699	49.453	166.2	21:54.320								
7	1	<b>3:15.669</b>	57.491	<b>1:28.430</b>	49.748	181.8	25:09.989								
8	1	3:19.999	58.286	1:30.195	51.518	180.9	28:29.988								
9	1	4:41.925 B	1:04.784	1:50.186	1:46.955	105.7	33:11.913								
<b>102</b> 1. Marloes Dijkhuis BMW E90 M3 DTC															
1	1	5:00.906	1:43.766	2:04.350	1:12.790	113.7	5:00.906								
2	1	4:01.473	1:11.383	1:49.279	1:00.811	125.9	9:02.379								
3	1	3:49.017	<b>1:02.294</b>	1:46.258	1:00.465	126.5	12:51.396								
4	1	3:48.002	1:03.076	1:46.105	58.821	135.2	16:39.398								
5	1	<b>3:45.194</b>	1:02.654	<b>1:43.875</b>	<b>58.665</b>	141.5	20:24.592								
6	1	3:53.110	1:03.827	1:49.011	1:00.272	125.4	24:17.702								
7	1	3:56.786	1:05.217	1:46.809	1:04.760	128.7	28:14.488								
8	1	5:04.013 B	1:22.577	2:03.556	1:37.880	88.8	33:18.501								
<b>103</b> 1. Rene Snel BMW E36 M3 DTC															
1	1	5:00.913 B	1:48.921			115.4	5:00.913								
2	1	3:49.380	1:22.838			142.3	8:50.293								
3	1	3:24.940	<b>53.402</b>			144.2	12:15.233								
4	1	<b>3:13.492</b>	58.021			173.6	15:28.725								
<b>127</b> 1. Jacob van den Outenaar BMW E36 325i DTC															
1	1	5:19.846	2:18.206	1:55.240	1:06.400	113.3	5:19.846								
2	1	4:03.364	1:10.379	1:51.080	1:01.905	125.4	9:23.210								
3	1	4:13.850	1:08.811	2:02.105	1:02.934	111.6	13:37.060								
4	1	4:03.835	1:10.576	1:53.115	1:00.144	133.2	17:40.895								
5	1	<b>3:49.019</b>	<b>1:03.014</b>	<b>1:46.000</b>	<b>1:00.005</b>	131.2	21:29.914								
6	1	3:57.228	1:05.468	1:49.002	1:02.758	151.9	25:27.142								
7	1	4:08.612	1:04.668	1:48.344	1:15.600	126.8	29:35.754								
8	1	4:45.364 B	1:17.137	1:55.833	1:32.394	120.4	34:21.118								
<b>134</b> 1. Hielke Oosten Sipke Bizijt Zilhouette M3 DTC															
1	1	3:41.983	1:03.205	1:45.554	53.224	125.1	3:41.983								



# ACNN SPA EURO RACE FREE PRACTICE

## Sector Analysis

■ Personal Best   
 ■ Session Best   
 ■ Crossing the finish line in pit lane

Lap	D	Time	Sector 1	Sector 2	Sector 3	T. Spd	Elapsed	Lap	D	Time	Sector 1	Sector 2	Sector 3	T. Spd	Elapsed
2	1	3:16.649	55.698	1:32.601	48.350	169.3	6:58.632	2	1	4:06.154	1:09.100	1:51.485	1:05.569	153.6	9:15.558
3	1	<b>3:07.408</b>	53.312	<b>1:26.795</b>	<b>47.301</b>	192.2	10:06.040	3	1	4:25.012	1:13.124	2:07.426	1:04.462	148.1	13:40.570
4	1	3:15.834	<b>52.172</b>	1:35.522	48.140	188.8	13:21.874	4	1	4:04.214	1:10.520	1:51.499	1:02.195	147.1	17:44.784
5	1	3:21.640 <b>B</b>	52.778	1:28.141	1:00.721	166.4	16:43.514	5	1	3:57.646	<b>1:06.210</b>	1:51.098	1:00.338	140.1	21:42.430
6	1	4:46.010	2:23.686	1:32.932	49.392	174.2	21:29.524	6	1	<b>3:52.929</b>	1:07.549	<b>1:46.344</b>	<b>59.036</b>	149.2	25:35.359
7	1	3:12.881	54.187	1:30.393	48.301	178.8	24:42.405	7	1	4:03.860	1:07.077	1:48.697	1:08.086	140.4	29:39.219
8	1	3:13.421	52.529	1:28.284	52.608	182.4	27:55.826	8	1	4:33.840	1:21.445	2:03.165	1:09.230	93.7	34:13.059
9	1	4:07.044 <b>B</b>	57.993	1:36.681	1:32.370	131.5	32:02.870								

142 1. Marc Dijkhuis BMW E46 GTR DTC							
1	1	5:08.559	2:03.383	1:55.580	1:09.596	114.9	5:08.559
2	1	3:46.249	1:03.067	1:43.295	59.887	146.5	8:54.808
3	1	3:40.351	1:01.203	1:43.069	56.079	134.2	12:35.159
4	1	3:35.687	59.347	1:40.102	56.238	141.9	16:10.846
5	1	3:27.189	58.217	1:36.863	<b>52.109</b>	135.0	19:38.035
6	1	<b>3:26.764</b>	<b>57.459</b>	1:35.485	53.820	153.4	23:04.799
7	1	3:26.923	57.476	<b>1:34.416</b>	55.031	156.1	26:31.722
8	1	3:42.259	59.074	1:43.659	59.526	145.0	30:13.981

167 1. Sjef Jansen BMW E36 M3 DTC							
1	1	5:21.920					5:21.920
2	1	3:57.623					9:19.543
3	1	3:39.175					12:58.718
4	1	3:30.869					16:29.587
5	1	3:24.742					19:54.329
6	1	3:22.830					23:17.159
7	1	<b>3:21.782</b>					26:38.941
8	1	3:24.798					30:03.739

191 1. Zlatko Bralic BMW E36 M3 DTC							
1	1	5:08.956	2:27.042	1:39.800	1:02.114	128.9	5:08.956
2	1	3:25.788	56.646	1:34.687	54.455	146.7	8:34.744
3	1	3:25.054	58.679	1:34.331	52.044	132.4	11:59.798
4	1	3:16.264	54.580	1:31.086	50.598	163.1	15:16.062
5	1	3:18.336	56.595	1:29.467	52.274	167.4	18:34.398
6	1	<b>3:13.200</b>	54.864	1:29.108	<b>49.228</b>	162.2	21:47.598
7	1	3:15.724	57.835	<b>1:27.697</b>	50.192	170.3	25:03.322
8	1	3:15.336	<b>54.509</b>	1:28.427	52.400	168.2	28:18.658
9	1	4:17.135 <b>B</b>	1:02.203	1:49.383	1:25.549	127.4	32:35.793

194 1. Marcel van der Lip BMW E36 M3 DTC							
1	1	4:58.475	2:06.615	1:50.589	1:01.271	113.7	4:58.475
2	1	3:48.215	1:04.273	1:48.242	55.700	162.2	8:46.690
3	1	3:38.161	1:01.669	<b>1:38.474</b>	58.018	166.7	12:24.851
4	1	3:33.226	59.245	1:40.024	<b>53.957</b>	154.1	15:58.077
5	1	<b>3:32.655</b>	58.102	1:38.980	55.573	161.4	19:30.732
6	1	4:03.808 <b>B</b>	<b>57.800</b>	1:46.367	1:19.641	160.5	23:34.540

202 1. Rianneke Dijkhuis BMW 123 D DTC							
1	1	5:09.404	2:01.319	1:57.089	1:10.996	118.3	5:09.404


205 1. Wolter Zijlstra BMW E36 325i DTC							
1	1	4:10.432	1:14.405	1:52.437	1:03.590	99.0	4:10.432
2	1	3:36.743	1:03.973	1:38.446	54.324	142.1	7:47.175
3	1	3:27.585	59.480	1:34.893	53.212	145.7	11:14.760
4	1	3:25.194	58.263	1:33.855	53.076	152.1	14:39.954
5	1	3:23.201	57.987	1:32.766	52.448	165.4	18:03.155
6	1	3:23.540	57.592	1:34.375	51.573	160.0	21:26.695
7	1	<b>3:21.137</b>	58.013	<b>1:31.757</b>	<b>51.367</b>	157.7	24:47.832
8	1	3:23.100	<b>56.943</b>	1:32.167	53.990	169.8	28:10.932
9	1	4:21.767 <b>B</b>	1:04.207	1:49.424	1:28.136	133.3	32:32.699

206 1. Lawrens Gooshouwer BMB COMPACT DTC							
1	1	5:46.982	3:07.316			130.0	5:46.982
2	1	3:29.779	59.349			159.5	9:16.761
3	1	<b>3:28.916</b>	57.978			153.6	12:45.677
4	1	3:39.137 <b>B</b>	<b>57.674</b>			153.0	16:24.814
5	1	8:06.297	5:04.609			133.5	24:31.111
6	1	3:46.637	1:01.925			166.9	28:17.748
7	1	4:58.401 <b>B</b>	1:15.487			90.8	33:16.149

234 1. Gert-Jan Zanting VW GOLF TDI DTC							
1	1	4:16.206	1:05.784	2:03.224	1:07.198	113.6	4:16.206
2	1	4:13.854	1:12.504	1:59.328	1:02.022	123.0	8:30.060
3	1	4:00.830	1:11.172	1:49.578	1:00.080	130.1	12:30.890
4	1	3:58.126	1:04.440	1:51.011	1:02.675	126.6	16:29.016
5	1	3:50.595	1:04.043	1:46.661	59.891	133.8	20:19.611
6	1	<b>3:44.613</b>	<b>1:02.542</b>	<b>1:44.898</b>	<b>57.173</b>	138.5	24:04.224
7	1	4:14.547 <b>B</b>	1:04.509	1:49.863	1:20.175	126.2	28:18.771

236 1. Peter Koopman Gerard va VW GOLF TDI DTC							
1	1	4:04.926	59.849	1:57.009	1:08.068	100.5	4:04.926
2	1	4:04.438	1:10.742	1:47.728	1:05.968	120.7	8:09.364
3	1	4:01.089	1:11.164	1:48.249	1:01.676	112.4	12:10.453
4	1	3:52.889	1:09.672	1:42.914	1:00.303	118.6	16:03.342
5	1	3:49.037	1:04.369	1:45.228	59.440	139.4	19:52.379
6	1	<b>3:40.810</b>	1:04.591	<b>1:40.224</b>	<b>55.995</b>	138.8	23:33.189
7	1	4:00.204 <b>B</b>	<b>1:02.640</b>	1:40.624	1:16.940	132.5	27:33.393

241 1. Dave Hopman Gigi Rikma VW GOLF TDI DTC							
1	1	4:08.783	1:02.259	1:57.913	1:08.611	97.9	4:08.783
2	1	4:06.670	1:11.143	1:49.024	1:06.503	120.3	8:15.453
3	1	4:10.381	1:09.575	1:54.161	1:06.645	130.6	12:25.834



# ACNN SPA EURO RACE FREE PRACTICE

## Sector Analysis

■ Personal Best  
 ■ Session Best  
 ■ B Crossing the finish line in pit lane

Lap	D	Time	Sector 1	Sector 2	Sector 3	T. Spd	Elapsed	Lap	D	Time	Sector 1	Sector 2	Sector 3	T. Spd	Elapsed
4	1	4:01.861	1:07.792	1:51.242	1:02.827	129.7	16:27.695	3	1	3:10.781	54.984	1:28.084	47.713	163.1	10:36.197
5	1	3:53.570	1:06.320	1:46.400	1:00.850	122.4	20:21.265	4	1	3:09.631	53.669	1:27.966	47.996	173.9	13:45.828
6	1	3:50.570	1:06.189	1:43.856	1:00.525	135.7	24:11.835	5	1	3:13.772	55.432	1:29.215	49.125	165.4	16:59.600
7	1	3:57.305	1:04.713	1:45.172	1:07.420	139.0	28:09.140	6	1	3:16.486	57.051	1:28.742	50.693	164.6	20:16.086
8	1	7:32.540 B	1:23.286	4:38.300	1:30.954	90.9	35:41.680	7	1	3:10.540	53.784	1:27.238	49.518	170.9	23:26.626

**242** 1. Robert den Engelman M d  
VW GOLF TDI  
DTC

1	1	3:45.343	55.394	1:49.997	59.952	119.6	3:45.343
2	1	3:45.926	1:04.915	1:44.411	56.600	134.2	7:31.269
3	1	3:47.810	1:07.434	1:43.815	56.561	124.7	11:19.079
4	1	3:41.315	1:02.745	1:41.792	56.778	123.9	15:00.394
5	1	3:36.675	1:02.067	1:39.621	54.987	134.3	18:37.069
6	1	3:36.376	1:02.239	1:39.936	54.201	130.0	22:13.445
7	1	3:38.533	1:03.391	1:40.209	54.933	139.7	25:51.978
8	1	4:01.867	1:02.853	1:56.223	1:02.791	138.8	29:53.845
9	1	4:52.163 B	1:20.627	2:06.746	1:24.790	106.0	34:46.008

**244** 1. Rogier de Leeuw/de Vreec  
BMW E36 325i  
DTC

1	1	4:36.787	1:33.297	1:54.843	1:08.647	136.7	4:36.787
2	1	3:50.264	1:07.558	1:44.365	58.341	126.9	8:27.051
3	1	3:46.032	1:04.542	1:45.115	56.375	138.1	12:13.083
4	1	3:35.373	1:04.676	1:35.474	55.223	132.4	15:48.456
5	1	3:28.832	59.962	1:35.217	53.653	149.2	19:17.288
6	1	3:40.221 B	58.172	1:33.734	1:08.315	146.5	22:57.509
7	1	5:19.582	2:56.690	1:31.177	51.715	169.0	28:17.091
8	1	4:09.730 B	1:01.859	1:46.794	1:21.077	133.0	32:26.821

**246** 1. Jonke Jelgerhuis  
ALFA  
DTC

1	1	4:09.405	1:10.218	1:51.732	1:07.455	109.3	4:09.405
2	1	3:53.276	1:07.587	1:47.752	57.937	121.9	8:02.681
3	1	3:45.561	1:03.885	1:43.305	58.371	132.7	11:48.242
4	1	3:41.177	1:03.048	1:42.283	55.846	161.2	15:29.419
5	1	3:36.512	1:01.634	1:38.992	55.886	165.4	19:05.931
6	1	3:32.888	1:00.418	1:37.977	54.493	161.4	22:38.819
7	1	3:35.169	1:00.499	1:38.162	56.508	154.1	26:13.988
8	1	4:09.564 B	1:04.969	1:41.249	1:23.346	150.4	30:23.552

**900** 1. Marc Oostrum  
Porsche 944  
Porsche Cup

1	1	4:20.776	1:12.499	1:58.822	1:09.455	104.0	4:20.776
2	1	4:06.360	1:09.665	1:52.608	1:04.087	118.4	8:27.136
3	1	3:55.382	1:07.628	1:46.767	1:00.987	101.7	12:22.518
4	1	3:54.257	1:07.292	1:47.203	59.762	131.9	16:16.775
5	1	3:51.829	1:05.131	1:47.174	59.524	125.4	20:08.604
6	1	3:53.959	1:06.361	1:46.202	1:01.396	133.0	24:02.563
7	1	3:55.280	1:03.692	1:46.264	1:05.324	130.0	27:57.843
8	1	4:47.235 B	1:09.547	2:00.863	1:36.825	110.3	32:45.078

**901** 1. Harry en Patrick Verkerk  
Porsche 968 Cl.Sp.  
Porsche Cup

1	1	4:08.146	1:27.980	1:43.568	56.598	143.6	4:08.146
2	1	3:17.270	56.512	1:31.216	49.542	168.2	7:25.416

8	1	3:12.014	54.556	1:27.413	50.045	172.2	26:38.640
9	1	3:14.882	53.522	1:28.957	52.403	150.0	29:53.522
10	1	3:52.417 B	1:00.335	1:38.722	1:13.360	130.8	33:45.939

**902** 1. Edwin Klooster  
Porsche 944  
Porsche Cup

1	1	4:32.226	1:19.209	2:02.929	1:10.088	109.2	4:32.226
2	1	4:11.923	1:10.953	1:55.158	1:05.812	131.2	8:44.149
3	1	4:09.038	1:10.014	1:54.395	1:04.629	130.3	12:53.187
4	1	4:01.263	1:07.495	1:50.747	1:03.021	135.8	16:54.450
5	1	4:03.495	1:08.911	1:50.894	1:03.690	124.7	20:57.945
6	1	4:05.678	1:08.564	1:52.612	1:04.502	128.4	25:03.623
7	1	4:11.045	1:08.107	1:52.489	1:10.449	140.4	29:14.668
8	1	4:37.730	1:16.904	2:07.686	1:13.140	120.9	33:52.398

**905** 1. Richard Buitendijk  
Porsche 944 Turbo  
Porsche Cup

1	1	4:29.526 B	1:09.075	1:51.731	1:28.720	108.3	4:29.526
2	1	12:47.686	...	1:38.909	56.278	124.4	17:17.212
3	1	3:19.973	57.477	1:32.304	50.192	165.1	20:37.185
4	1	3:18.347	56.486	1:31.165	50.696	180.9	23:55.532
5	1	3:18.564	53.170	1:31.928	53.466	175.3	27:14.096
6	1	3:50.170 B	56.847	1:34.322	1:19.001	150.4	31:04.266

**907** 1. Ruud van Rooijen  
Porsche Cup


1	1	4:18.822	1:26.561	1:51.930	1:00.331	108.4	4:18.822
2	1	3:39.593	1:02.977	1:42.557	54.059	144.8	7:58.415
3	1	3:23.954	57.709	1:32.034	54.211	178.2	11:22.369
4	1	3:22.404	58.368	1:31.536	52.500	170.9	14:44.773
5	1	3:21.579	57.028	1:32.424	52.127	172.8	18:06.352
6	1	3:23.467	57.122	1:33.711	52.634	159.1	21:29.819
7	1	3:21.436	58.497	1:31.315	51.624	165.9	24:51.255
8	1	3:33.906	56.732	1:42.563	54.611	172.0	28:25.161
9	1	4:36.954 B	1:11.076	1:44.856	1:41.022	111.6	33:02.115

**908** 1. Ruben Nooy  
Porsche 944  
Porsche Cup

1	1	4:16.947	1:12.069	1:58.810	1:06.068	105.6	4:16.947
2	1	4:05.374	1:12.526	1:51.752	1:01.096	125.9	8:22.321
3	1	3:57.675	1:05.989	1:52.204	59.482	140.3	12:19.996
4	1	3:55.122	1:06.014	1:49.629	59.479	128.3	16:15.118
5	1	3:52.620	1:05.663	1:47.707	59.250	137.6	20:07.738
6	1	3:48.188	1:04.703	1:44.707	58.778	146.9	23:55.926
7	1	3:50.456	1:04.910	1:46.096	59.450	144.6	27:46.382
8	1	4:05.911	1:07.037	1:50.902	1:07.972	128.3	31:52.293

**915** 1. Wilbert Groenewoud  
Porsche 944  
Porsche Cup

1	1	4:21.567	1:22.175	1:57.323	1:02.069	115.1	4:21.567
---	---	----------	----------	----------	----------	-------	----------



**ACNN**  
SPA EURO RACE  
FREE PRACTICE

Sector Analysis

Personal Best Session Best B Crossing the finish line in pit lane

Lap	D	Time	Sector 1	Sector 2	Sector 3	T. Spd	Elapsed	Lap	D	Time	Sector 1	Sector 2	Sector 3	T. Spd	Elapsed
2	1	3:53.877	1:06.753	1:46.983	1:00.141	134.8	8:15.444	2	1	3:59.946	1:09.531	1:49.202	1:01.213	129.0	8:10.566
3	1	3:50.241	1:05.111	1:46.203	58.927	131.9	12:05.685	3	1	3:45.889	1:06.009	1:42.950	56.930	141.0	11:56.455
4	1	3:45.188	1:02.467	1:43.803	58.918	160.0	15:50.873	4	1	3:42.444	1:03.277	1:41.871	57.296	159.3	15:38.899
5	1	3:44.947	1:03.363	1:44.313	57.271	148.8	19:35.820	5	1	3:48.232	1:04.208	1:46.583	57.441	133.0	19:27.131
6	1	3:45.797	1:04.114	1:43.960	57.723	146.9	23:21.617	6	1	3:37.692	1:01.809	1:40.353	55.530	151.0	23:04.823
7	1	3:46.139	1:02.988	1:44.239	58.912	148.6	27:07.756	7	1	4:03.653 B	1:01.903	1:40.589	1:21.161	147.7	27:08.476
8	1	4:15.229 B	1:06.080	1:50.477	1:18.672	138.5	31:22.985								

**919** 1. Sander Roest Porsche 944 Porsche Cup

1	1	4:08.068	1:13.185	1:51.492	1:03.391	104.9	4:08.068
2	1	3:46.931	1:05.363	1:42.927	58.641	151.9	7:54.999
3	1	3:38.591	1:02.284	1:40.510	55.797	145.4	11:33.590
4	1	3:37.840	1:02.276	1:39.787	55.777	145.9	15:11.430
5	1	4:12.542	1:14.971	1:53.266	1:04.305	140.1	19:23.972
6	1	3:37.082	1:01.874	1:39.363	55.845	160.7	23:01.054
7	1	3:37.475	1:02.565	1:38.636	56.274	150.4	26:38.529
8	1	4:31.701 B	1:09.443	1:53.964	1:28.294	115.8	31:10.230

**925** 1. Marco Braakman Porsche Cup

1	1	4:13.749	1:26.090	1:48.006	59.653	120.3	4:13.749
2	1	3:37.781	1:05.456	1:39.014	53.311	124.3	7:51.530
3	1	3:24.648	58.574	1:33.606	52.468	145.9	11:16.178
4	1	3:17.644	56.400	1:30.784	50.460	169.0	14:33.822
5	1	3:18.603	55.841	1:31.425	51.337	165.9	17:52.425
6	1	3:18.871	58.138	1:30.737	49.996	161.7	21:11.296
7	1	3:14.265	56.100	1:28.539	49.626	181.2	24:25.561
8	1	3:25.528	55.174	1:34.903	55.451	181.8	27:51.089
9	1	4:04.981 B	1:01.231	1:37.461	1:26.289	154.3	31:56.070

**930** 1. Huib Havik Porsche 944 Porsche Cup

1	1	4:06.312	1:00.939	1:57.550	1:07.823	102.4	4:06.312
2	1	4:02.463	1:10.502	1:50.049	1:01.912	112.4	8:08.775
3	1	3:58.645	1:08.816	1:48.390	1:01.439	137.4	12:07.420
4	1	3:55.400	1:07.664	1:46.913	1:00.823	148.1	16:02.820
5	1	3:49.580	1:03.945	1:45.303	1:00.332	149.0	19:52.400
6	1	3:50.374	1:05.978	1:45.875	58.521	138.6	23:42.774
7	1	3:53.591	1:04.735	1:46.258	1:02.598	157.0	27:36.365
8	1	4:03.318	1:06.998	1:51.150	1:05.170	126.8	31:39.683

**934** 1. Robert Hackbarth Porsche 944 Porsche Cup

1	1	4:36.546	1:17.568			103.1	4:36.546
2	1	4:36.014	1:16.215			107.1	9:12.560
3	1	4:30.240					13:42.800
4	1	4:02.926					17:45.726
5	1	3:58.249	1:08.211				21:43.975
6	1	4:23.586	1:11.906			137.6	26:07.561
7	1	5:09.652 B	1:17.859			108.4	31:17.213

**939** 1. Rudy Sluiter Porsche 944 Porsche Cup

1	1	4:10.620	1:09.765	1:53.548	1:07.307	104.1	4:10.620
---	---	----------	----------	----------	----------	-------	----------

**957** 1. NiekJan Steehouwer/Huis Porsche Cup

1	1	4:19.759	1:21.894	1:55.138	1:02.727	119.2	4:19.759
2	1	3:46.352	1:01.866	1:47.211	57.275	141.2	8:06.111
3	1	3:29.970	58.372	1:37.758	53.840	151.9	11:36.081
4	1	3:29.142	57.411	1:38.239	53.492	159.5	15:05.223
5	1	3:24.697	57.065	1:35.616	52.016	152.8	18:29.920
6	1	3:23.453	55.751	1:35.425	52.277	160.0	21:53.373
7	1	3:27.942	59.190	1:35.589	53.163	153.2	25:21.315
8	1	3:50.181 B	58.061	1:37.565	1:14.555	158.6	29:11.496

**966** 1. Christiaan van Garderen Porsche 944 Porsche Cup

1	1	4:42.251	1:24.286			107.2	4:42.251
2	1	4:20.039	1:15.267			126.5	9:02.290
3	1	4:07.451	1:09.244			126.6	13:09.741
4	1	4:01.886	1:10.748			136.4	17:11.627
5	1	3:53.283	1:05.315			130.4	21:04.910
6	1	3:55.475	1:05.479			127.7	25:00.385
7	1	3:58.895	1:06.330			146.3	28:59.280
8	1	4:15.288	1:11.063			126.5	33:14.568

**968** 1. Johan Heil Porsche Cup


1	1	3:34.619	50.898	1:44.754	58.967	134.5	3:34.619
2	1	3:30.620	1:01.805	1:36.317	52.498	165.1	7:05.239
3	1	3:21.143	57.652	1:31.720	51.771	169.5	10:26.382
4	1	3:18.948	57.204	1:30.689	51.055	176.5	13:45.330
5	1	3:22.379	1:01.302	1:30.309	50.768	162.4	17:07.709
6	1	3:18.543	56.206	1:31.931	50.406	169.5	20:26.252
7	1	3:19.456	59.143	1:30.303	50.010	153.4	23:45.708
8	1	3:22.278	56.363	1:31.203	54.712	160.0	27:07.986
9	1	3:32.899	59.435	1:35.009	58.455	152.8	30:40.885

**975** 1. Patrick van den Berg Porsche Cup

1	1	4:31.061	1:36.073	1:50.591	1:04.397	116.9	4:31.061
2	1	3:47.679	1:04.674	1:45.792	57.213	131.9	8:18.740
3	1	3:37.949	1:03.155	1:39.308	55.486	127.8	11:56.689
4	1	3:30.505	57.692	1:37.958	54.855	147.5	15:27.194
5	1	3:26.055	57.601	1:35.092	53.362	157.7	18:53.249
6	1	3:23.242	56.598	1:33.547	53.097	155.8	22:16.491
7	1	3:24.732	57.306	1:34.375	53.051	160.5	25:41.223
8	1	3:48.547	1:08.027	1:39.093	1:01.427	151.3	29:29.770
9	1	3:51.327	1:06.761	1:43.935	1:00.631	135.0	33:21.097

**986** 1. JeanPaul Hulsebos Porsche Cup

--	--	--	--	--	--	--	--



**ACNN**  
SPA EURO RACE  
FREE PRACTICE

Sector Analysis

■ Personal Best   ■ Session Best   **B** Crossing the finish line in pit lane


Lap	D	Time	Sector 1	Sector 2	Sector 3	T. Spd	Elapsed	Lap	D	Time	Sector 1	Sector 2	Sector 3	T. Spd	Elapsed
1	1	4:33.756	1:49.458	1:45.305	58.993	121.2	4:33.756								
2	1	3:39.525	1:03.419	1:41.213	54.893	133.3	8:13.281								
3	1	3:29.860	1:01.892	1:35.477	52.491	159.3	11:43.141								
4	1	3:20.918	56.728	1:32.764	51.426	144.8	15:04.059								
5	1	3:19.684	57.005	1:31.546	51.133	160.0	18:23.743								
6	1	<b>3:18.310</b>	56.364	<b>1:30.556</b>	51.390	160.5	21:42.053								
7	1	3:18.950	56.523	1:31.314	<b>51.113</b>	167.2	25:01.003								
8	1	3:22.267	<b>55.673</b>	1:33.285	53.309	165.4	28:23.270								
9	1	4:31.328 <b>B</b>	1:08.031	1:44.034	1:39.263	107.7	32:54.598								

**993**

1.Eric Hesp

Porsche 944  
Porsche Cup


1	1	3:34.718	48.604	1:46.281	59.833	134.8	3:34.718
2	1	3:46.548	1:03.897	1:44.324	58.327	145.4	7:21.266
3	1	3:43.031	1:03.966	1:41.849	57.216	162.4	11:04.297
4	1	<b>3:41.760</b>	<b>1:02.506</b>	1:41.399	57.855	151.3	14:46.057
5	1	3:49.241	1:03.289	1:48.137	57.815	162.9	18:35.298
6	1	3:43.851	1:03.910	1:42.774	<b>57.167</b>	131.1	22:19.149
7	1	3:44.421	1:02.580	<b>1:40.981</b>	1:00.860	136.5	26:03.570
8	1	4:12.799 <b>B</b>	1:05.310	1:47.427	1:20.062	131.5	30:16.369



# ACNN SPA EURO RACE QUALIFYING

## Final Classification

Nr. Drivers	Team	Car	Cl	Time	Lap Total	Gap	Kph
1905 R. Buitendijk		Porsche 944 Turbo	Porsche Cu	<b>2:43.715</b>	5 10	- -	154.0
2103 R. Snel		BMW E36 M3	DTC	<b>2:45.608</b>	5 9	+1.893 +1.893	152.3
3134 H. Oosten/Bijzitter		Zilhouette M3	DTC	<b>2:45.731</b>	7 8	+2.016 +0.123	152.1
4244 R. de Leeuw/de Vreede		BMW E36 325i	DTC	<b>2:51.488</b>	5 9	+7.773 +5.757	147.0
5 50 J. Vos/Vos		Zilhouette	Zilhouette C	<b>2:53.247</b>	7 8	+9.532 +1.759	145.5
6957 N. Steehouwer/Huisman		Porsche Cu	Porsche Cu	<b>2:53.867</b>	4 9	+10.152 +0.620	145.0
7901 H. Verkerk		Porsche 968 Cl.Sp.	Porsche Cu	<b>2:54.038</b>	2 7	+10.323 +0.171	144.9
8 93 C. Bergsma/de Jonq		Zilhouette	Zilhouette C	<b>2:54.190</b>	4 10	+10.475 +0.152	144.8
9167 S. Jansen		BMW E36 M3	DTC	<b>2:54.842</b>	7 7	+11.127 +0.652	144.2
10 78 M. Wieringa		Zilhouette	Zilhouette C	<b>2:55.092</b>	7 10	+11.377 +0.250	144.0
11 92 M. Hermans		Zilhouette	Zilhouette C	<b>2:55.142</b>	4 6	+11.427 +0.050	144.0
12 69 J. Drenth		Zilhouette	Zilhouette C	<b>2:55.998</b>	4 8	+12.283 +0.856	143.3
13 77 E. Geerts		Zilhouette	Zilhouette C	<b>2:56.970</b>	3 9	+13.255 +0.972	142.5
14 95 R. Hannink		Zilhouette	Zilhouette C	<b>2:57.055</b>	10 10	+13.340 +0.085	142.4
15 82 H. Sijtsma/Schoonhoven		Zilhouette	Zilhouette C	<b>2:57.325</b>	2 7	+13.610 +0.270	142.2
16 96 M. van der Lyke		Zilhouette	Zilhouette C	<b>2:57.825</b>	5 9	+14.110 +0.500	141.8
17925 M. Braakman		Porsche Cu	Porsche Cu	<b>2:58.178</b>	4 10	+14.463 +0.353	141.5
18 98 J. Hoekstra		Zilhouette	Zilhouette C	<b>2:58.680</b>	7 10	+14.965 +0.502	141.1
19 9 D. van der Spek		BMW E36 325i	Ooperon C	<b>2:58.896</b>	3 9	+15.181 +0.216	140.9
20968 J. Heil		Porsche Cu	Porsche Cu	<b>2:59.339</b>	4 9	+15.624 +0.443	140.6
21 10 J. Boertien/Verswyveren		BMW E36 325i	Ooperon C	<b>2:59.616</b>	4 8	+15.901 +0.277	140.4
22 11 M. Kruger/Kruger		BMW E36 325i	Ooperon C	<b>3:00.472</b>	10 10	+16.757 +0.856	139.7
23205 W. Zijlstra		BMW E36 325i	DTC	<b>3:00.952</b>	5 8	+17.237 +0.480	139.3
24 24 J. van Leeuwen		BMW E36 325i	Ooperon C	<b>3:01.356</b>	4 9	+17.641 +0.404	139.0
25 29 . Land/Land		BMW E36 325i	Ooperon C	<b>3:01.525</b>	4 9	+17.810 +0.169	138.9
26907 R. van Rooijen		Porsche Cu	Porsche Cu	<b>3:01.529</b>	4 9	+17.814 +0.004	138.9
27 31 V. de Keuninck		BMW E36 325i	Ooperon C	<b>3:02.049</b>	9 9	+18.334 +0.520	138.5
28 73 J. den Hollander		Zilhouette	Zilhouette C	<b>3:02.138</b>	7 8	+18.423 +0.089	138.4
29 40 L. Stikma		BMW E36 325i	Ooperon C	<b>3:02.492</b>	4 9	+18.777 +0.354	138.2
30127 J. van den Outenaar		BMW E36 325i	DTC	<b>3:03.072</b>	9 9	+19.357 +0.580	137.7
31194 M. van der Lip		BMW E36 M3	DTC	<b>3:03.411</b>	6 8	+19.696 +0.339	137.5
32986 J. Hulsebos		Porsche Cu	Porsche Cu	<b>3:03.667</b>	3 5	+19.952 +0.256	137.3
33 38 W. Meendering		BMW E36 325i	Ooperon C	<b>3:03.852</b>	4 9	+20.137 +0.185	137.1
34975 P. van den Berg		Porsche Cu	Porsche Cu	<b>3:05.041</b>	7 9	+21.326 +1.189	136.3
35136 P. van der Ham		BMW E46 M3	DTC	<b>3:05.190</b>	5 6	+21.475 +0.149	136.2
36242 R. M de Weerd		VW GOLF TDI	DTC	<b>3:06.050</b>	4 7	+22.335 +0.860	135.5
37 18 S. Kohler		BMW E36 325i	Ooperon C	<b>3:06.101</b>	9 9	+22.386 +0.051	135.5
38919 S. Roest		Porsche 944	Porsche Cu	<b>3:06.311</b>	7 9	+22.596 +0.210	135.3
39 20 H. Dekens/Dekens		BMW E36 325i	Ooperon C	<b>3:07.148</b>	7 9	+23.433 +0.837	134.7
40 43 A. Bakker		BMW E36 325i	Ooperon C	<b>3:07.788</b>	4 8	+24.073 +0.640	134.3
41939 R. Sluiter		Porsche 944	Porsche Cu	<b>3:08.393</b>	4 9	+24.678 +0.605	133.8
42206 L. Gooshouwer		BMB COMPACT	DTC	<b>3:08.668</b>	6 9	+24.953 +0.275	133.6
43915 W. Groenewoud		Porsche 944	Porsche Cu	<b>3:09.075</b>	9 9	+25.360 +0.407	133.4
44246 J. Jelgerhuis		ALFA	DTC	<b>3:09.734</b>	4 9	+26.019 +0.659	132.9
45 16 H. van Dijk		BMW E36 325i	Ooperon C	<b>3:10.186</b>	9 9	+26.471 +0.452	132.6
46 57 H. Hoekstra		BMW E36 325i	Ooperon C	<b>3:10.398</b>	7 9	+26.683 +0.212	132.4
47993 E. Hesp		Porsche 944	Porsche Cu	<b>3:10.485</b>	9 9	+26.770 +0.087	132.4
48 12 M. van Dijk		BMW E36 325i	Ooperon C	<b>3:10.819</b>	9 9	+27.104 +0.334	132.1
49234 G. Zanting		VW GOLF TDI	DTC	<b>3:11.690</b>	4 9	+27.975 +0.871	131.5
50202 R. Dijkhuis		BMW 123 D	DTC	<b>3:12.354</b>	9 9	+28.639 +0.664	131.1
51930 H. Havik		Porsche 944	Porsche Cu	<b>3:12.750</b>	7 9	+29.035 +0.396	130.8
52 74 C. Mik		BMW E36 325i	Ooperon C	<b>3:12.781</b>	9 9	+29.066 +0.031	130.8
53908 R. Nooy		Porsche 944	Porsche Cu	<b>3:12.895</b>	7 9	+29.180 +0.114	130.7
54236 P. Gerard van Schajik		VW GOLF TDI	DTC	<b>3:13.143</b>	3 5	+29.428 +0.248	130.5
55102 M. Dijkhuis		BMW E90 M3	DTC	<b>3:13.780</b>	6 8	+30.065 +0.637	130.1
56977 J. Iske		Porsche 944	Porsche Cu	<b>3:14.543</b>	9 9	+30.828 +0.763	129.6
57900 M. Oostrum		Porsche 944	Porsche Cu	<b>3:15.338</b>	5 9	+31.623 +0.795	129.1
58902 E. Klooster		Porsche 944	Porsche Cu	<b>3:15.532</b>	9 9	+31.817 +0.194	129.0
59966 C. van Garderen		Porsche 944	Porsche Cu	<b>3:18.218</b>	3 5	+34.503 +2.686	127.2
60934 R. Hackbarth		Porsche 944	Porsche Cu	<b>3:23.627</b>	3 9	+39.912 +5.409	123.8
61241 D. Gigi Rikman		VW GOLF TDI	DTC	<b>3:24.517</b>	4 5	+40.802 +0.890	123.3
<b>Not classified:</b>							
7 O. Hiemstra		BMW E36 325i	Ooperon C				
8 G. Klopstra		BMW E36 325i	Ooperon C				
15 R. van Loon		BMW E36 325i	Ooperon C		2		
39 B. Visser		BMW E36 325i	Ooperon C				
94 C. Broeren		Zilhouette	Zilhouette C				



**ACNN**  
**SPA EURO RACE**  
**QUALIFYING**

**Final Classification**

Nr. Drivers	Team	Car	Cl	Time	Lap Total	Gap	Kph
142 <b>M. Dijkhuis</b>		BMW E46 GTR	DTC		4		
191 <b>Z. Bralic</b>		BMW E36 M3	DTC				
243 <b>T.</b>		RENAULT CLIO	DTC				
936 <b>G. Wijschenk</b>		Porsche 968 Turbo	Porsche Cu				
988 <b>J. de Koekoek</b>			Porsche Cu				

<b>Fastest Lap</b>	Lap 5	Richard Buitendijk	<b>2:43.715</b>	154.0 Kph
--------------------	-------	--------------------	-----------------	-----------


LAP 3 OF CARS N° 24-242 INVALIDATED DUE TO TRACK LIMITS  
 LAP 4 OF CARS N° 986 INVALIDATED DUE TO TRACK LIMITS  
 LAP 7 OF CARS N° 31 INVALIDATED DUE TO TRACK LIMITS

Published at: .....

Track Status: **DRY**

<b>Stewards:</b>	<b>Timekeeper:</b>
------------------	--------------------






# ACNN SPA EURO RACE QUALIFYING

Best Sector Times


SECTOR 1			SECTOR 2			SECTOR 3			Pos	Team	Cl	Ideal Lap	Best Lap
Pos	Driver	Time	Driver	Time	Driver	Time	Pos	Time					
1	905 R.Buitendijk	45.496	134 H.Oosten/Bijzitter	1:15.210	134 H.Oosten/Bijzitter	42.352	1	905	Porsche Cup	2:43.601	2:43.715	(1)	
2	103 R.Snel	46.088	905 R.Buitendijk	1:15.683	905 R.Buitendijk	42.422	2	134	DTC	2:44.736	2:45.731	(3)	
3	134 H.Oosten/Bijzitter	47.174	93 C.Bergsma/de Jonq	1:17.187	244 R.de Leeuw/de Vreede	44.279	3	244	DTC	2:51.201	2:51.488	(4)	
4	167 S.Jansen	48.745	244 R.de Leeuw/de Vreede	1:17.226	957 N.Stehouwer/Huisman	44.775	4	957	Porsche Cup	2:52.773	2:53.867	(6)	
5	901 H.Verkerk	49.260	50 J.Vos/Vos	1:17.352	78 M.Wieringa	44.788	5	50	Zilhouette Cup	2:52.793	2:53.247	(5)	
6	957 N.Stehouwer/Huisman	49.520	69 J.Drenth	1:17.462	901 H.Verkerk	44.804	6	901	Porsche Cup	2:53.042	2:54.038	(7)	
7	244 R.de Leeuw/de Vreede	49.696	92 M.Hermans	1:18.428	50 J.Vos/Vos	44.954	7	93	Zilhouette Cup	2:53.956	2:54.190	(8)	
8	92 M.Hermans	50.294	957 N.Stehouwer/Huisman	1:18.478	167 S.Jansen	44.962	8	69	Zilhouette Cup	2:54.152	2:55.998	(12)	
9	50 J.Vos/Vos	50.487	82 H.Sijma/Schoonhoven	1:18.551	95 R.Hannink	45.184	9	78	Zilhouette Cup	2:54.484	2:55.092	(10)	
10	78 M.Wieringa	51.064	78 M.Wieringa	1:18.632	69 J.Drenth	45.395	10	92	Zilhouette Cup	2:54.764	2:55.142	(11)	
11	77 E.Geerts	51.107	95 R.Hannink	1:18.825	93 C.Bergsma/de Jonq	45.409	11	167	DTC	2:54.842	2:54.842	(9)	
12	95 R.Hannink	51.115	901 H.Verkerk	1:18.978	77 E.Geerts	45.503	12	95	Zilhouette Cup	2:55.124	2:57.055	(14)	
13	925 M.Braakman	51.131	96 M.van der Lyke	1:19.261	82 H.Sijma/Schoonhoven	45.682	13	82	Zilhouette Cup	2:55.549	2:57.325	(15)	
14	127 J.van den Outenaar	51.247	77 E.Geerts	1:19.679	925 M.Braakman	45.756	14	77	Zilhouette Cup	2:56.289	2:56.970	(13)	
15	69 J.Drenth	51.295	9 D.van der Spek	1:19.946	98 J.Hoekstra	45.871	15	96	Zilhouette Cup	2:56.750	2:57.825	(16)	
16	82 H.Sijma/Schoonhoven	51.316	10 J.Boertien/Versyveren	1:19.991	92 M.Hermans	46.042	16	925	Zilhouette Cup	2:57.507	2:58.178	(17)	
17	93 C.Bergsma/de Jonq	51.360	968 J.Heil	1:20.114	96 M.van der Lyke	46.110	17	9	Ooperon Cup	2:57.872	2:58.896	(19)	
18	96 M.van der Lyke	51.379	24 J.van Leeuwen	1:20.430	9 D.van der Spek	46.499	18	98	Zilhouette Cup	2:57.881	2:58.680	(18)	
19	9 D.van der Spek	51.427	11 M.Kruger/Kruger	1:20.545	986 J.Hulsebos	46.499	19	968	Porsche Cup	2:58.993	2:59.339	(20)	
20	98 J.Hoekstra	51.439	98 J.Hoekstra	1:20.571	194 M.van der Lip	46.837	20	10	Ooperon Cup	2:59.471	2:59.616	(21)	
21	205 W.Zijlstra	52.026	925 M.Braakman	1:20.620	11 M.Kruger/Kruger	46.839	21	11	Ooperon Cup	2:59.703	3:00.472	(22)	
22	968 J.Heil	52.040	205 W.Zijlstra	1:20.811	968 J.Heil	46.839	22	24	Ooperon Cup	2:59.867	3:01.356	(24)	
23	194 M.van der Lip	52.098	29 Land/Land	1:20.894	10 J.Boertien/Versyveren	46.977	23	205	DTC	3:00.019	3:00.952	(23)	
24	24 J.van Leeuwen	52.113	167 S.Jansen	1:21.135	907 R.van Rooijen	47.022	24	29	Ooperon Cup	3:00.097	3:01.525	(25)	
25	29 Land/Land	52.163	907 R.van Rooijen	1:21.187	29 Land/Land	47.040	25	907	Porsche Cup	3:00.604	3:01.529	(26)	
26	73 J.den Hollander	52.207	31 V.de Keuninck	1:21.515	975 P.van den Berg	47.169	26	986	Porsche Cup	3:00.839	3:03.667	(32)	
27	11 M.Kruger/Kruger	52.319	986 J.Hulsebos	1:21.607	205 W.Zijlstra	47.182	27	127	DTC	3:01.581	3:03.072	(30)	
28	907 R.van Rooijen	52.395	38 W.Meendering	1:22.482	24 J.van Leeuwen	47.324	28	31	Ooperon Cup	3:02.049	3:02.049	(27)	
29	10 J.Boertien/Versyveren	52.503	919 S.Roest	1:22.752	31 V.de Keuninck	47.331	29	38	Ooperon Cup	3:03.312	3:03.852	(33)	
30	975 P.van den Berg	52.535	127 J.van den Outenaar	1:22.964	127 J.van den Outenaar	47.370	30	194	DTC	3:03.411	3:03.411	(31)	
31	136 P.van der Ham	52.649	18 S.Kohler	1:23.155	136 P.van der Ham	47.647	31	975	Porsche Cup	3:03.629	3:05.041	(34)	
32	986 J.Hulsebos	52.733	242 R.M.de Weerd	1:23.369	38 W.Meendering	47.701	32	40	Ooperon Cup	3:05.065	3:02.492	(29)	
33	38 W.Meendering	53.129	40 L.Stiksma	1:23.531	242 R.M.de Weerd	47.775	33	242	DTC	3:05.379	3:06.050	(36)	
34	40 L.Stiksma	53.181	142 M.Dijkhuis	1:23.643	18 S.Kohler	48.259	34	18	Ooperon Cup	3:05.637	3:06.101	(37)	
35	31 V.de Keuninck	53.203	975 P.van den Berg	1:23.925	40 L.Stiksma	48.353	35	136	DTC	3:05.729	3:05.190	(35)	
36	206 L.Gooshouwer	53.523	915 W.Groenewoud	1:23.961	919 S.Roest	48.416	36	919	Porsche Cup	3:05.770	3:06.311	(38)	
37	43 A.Bakker	53.946	993 E.Hesp	1:24.427	43 A.Bakker	48.626	37	43	Ooperon Cup	3:07.088	3:07.788	(40)	
38	102 M.Dijkhuis	54.113	194 M.van der Lip	1:24.476	246 J.Jelgerhuis	48.759	38	142	DTC	3:07.533			
39	18 S.Kohler	54.223	43 A.Bakker	1:24.516	939 R.Sluite	48.875	39	939	Porsche Cup	3:08.275	3:08.393	(41)	
40	242 R.M.de Weerd	54.235	939 R.Sluite	1:24.779	142 M.Dijkhuis	48.934	40	915	Porsche Cup	3:08.964	3:09.075	(43)	
41	20 H.Dekens/Dekens	54.409	16 H.van Dijk	1:25.003	915 W.Groenewoud	49.149	41	246	DTC	3:09.035	3:09.734	(44)	
42	234 G.Zanting	54.418	246 J.Jelgerhuis	1:25.068	57 H.Hoekstra	49.156	42	993	Porsche Cup	3:09.542	3:10.485	(47)	
43	919 S.Roest	54.602	57 H.Hoekstra	1:25.361	930 H.Havik	49.220	43	57	Ooperon Cup	3:09.581	3:10.398	(46)	
44	939 R.Sluite	54.621	136 P.van der Ham	1:25.433	993 E.Hesp	49.235	44	16	Ooperon Cup	3:09.770	3:10.186	(45)	
45	16 H.van Dijk	54.790	234 G.Zanting	1:25.606	202 R.Dijkhuis	49.341	45	234	DTC	3:09.947	3:11.690	(49)	
46	142 M.Dijkhuis	54.956	930 H.Havik	1:25.964	908 R.Nooy	49.472	46	908	Porsche Cup	3:11.860	3:12.895	(53)	
47	57 H.Hoekstra	55.064	977 J.Iske	1:26.037	236 P.Gerard van Schajik	49.870	47	930	Porsche Cup	3:12.185	3:12.750	(51)	
48	246 J.Jelgerhuis	55.208	908 R.Nooy	1:26.053	902 E.Klooster	49.912	48	202	DTC	3:12.203	3:12.354	(50)	
49	12 M.van Dijk	55.768	236 P.Gerard van Schajik	1:26.138	234 G.Zanting	49.923	49	236	DTC	3:12.339	3:13.143	(54)	
50	915 W.Groenewoud	55.854	902 E.Klooster	1:26.486	102 M.Dijkhuis	49.943	50	12	Ooperon Cup	3:12.432	3:10.819	(48)	
51	993 E.Hesp	55.880	900 M.Oostrum	1:26.628	16 H.van Dijk	49.977	51	102	DTC	3:13.234	3:13.780	(55)	
52	202 R.Dijkhuis	55.912	12 M.van Dijk	1:26.661	12 M.van Dijk	50.003	52	902	Porsche Cup	3:14.018	3:15.532	(58)	
53	74 C.Mik	56.048	202 R.Dijkhuis	1:26.950	977 J.Iske	50.645	53	977	Porsche Cup	3:14.339	3:14.543	(56)	
54	236 P.Gerard van Schajik	56.331	74 C.Mik	1:27.526	900 M.Oostrum	51.444	54	900	Porsche Cup	3:15.201	3:15.338	(57)	
55	908 R.Nooy	56.335	102 M.Dijkhuis	1:29.178	74 C.Mik	51.895	55	74	Ooperon Cup	3:15.469	3:12.781	(52)	
56	930 H.Havik	57.001	934 R.Hackbarth	1:30.740	934 R.Hackbarth	51.934	56	241	DTC	3:22.060	3:24.517	(61)	



**ACNN**  
SPA EURO RACE  
QUALIFYING

Best Sector Times


SECTOR 1			SECTOR 2			SECTOR 3			Pos	Team	Cl	Ideal Lap	Best Lap
Pos	Driver	Time	Driver	Time	Driver	Time							
57	900 M.Oostrum	57.129	241 D.Gigi Rikman	1:31.074	241 D.Gigi Rikman	52.205	57	934	Porsche Cup	3:22.284	3:23.627 (60)		
58	966 C.van Garderen	57.403	15 R.van Loon	1:32.477	73 J.den Hollander	52.556	58	73	Zilhouette Cup	3:22.730	3:02.138 (28)		
59	902 E.Klooster	57.620	73 J.den Hollander	1:37.967	15 R.van Loon	56.352	59	15	Ooperon Cup	3:31.815			



## ACNN SPA EURO RACE After QUALIFYING

Event maximum speed

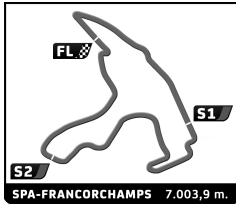
Team	Car	Class	Driver	Top Speed	Lap	Session
905	Porsche 944 Turbo	Porsche Cup	Richard Buitendijk	228.3	5	QUALIFYING
134	Zilhouette M3	DTC	Hielke/Sipke Oosten/Bijzitter	218.6	6	QUALIFYING
244	BMW E36 325i	DTC	Rogier de Leeuw/de Vreede	213.4	5	QUALIFYING
925		Porsche Cup	Marco Braakman	207.7	2	QUALIFYING
103	BMW E36 M3	DTC	Rene Snel	206.9	5	QUALIFYING
194	BMW E36 M3	DTC	Marcel van der Lip	206.5	5	QUALIFYING
901	Porsche 968 Cl.Sp.	Porsche Cup	Harry en Patrick Verkerk	206.1	2	QUALIFYING
907		Porsche Cup	Ruud van Rooijen	203.4	5	QUALIFYING
92	Zilhouette	Zilhouette Cup	Michael Hermans	203.0	5	QUALIFYING
50	Zilhouette	Zilhouette Cup	Jan Joyce Vos/Vos	201.9	6	QUALIFYING
96	Zilhouette	Zilhouette Cup	Marcel van der Lyke	201.5	5	QUALIFYING
9	BMW E36 325i	Ooperon Cup	Dimitri van der Spek	201.1	3	QUALIFYING
127	BMW E36 325i	DTC	Jacob van den Outenaar	200.0	4	QUALIFYING
205	BMW E36 325i	DTC	Wolter Zijlstra	199.6	6	QUALIFYING
957		Porsche Cup	NiekJan Steehouwer/Huisman	198.9	6	QUALIFYING
167	BMW E36 M3	DTC	Sjef Jansen	198.5	4	QUALIFYING
975		Porsche Cup	Patrick van den Berg	198.5	9	QUALIFYING
82	Zilhouette	Zilhouette Cup	Henk/Marcel Sijma/Schoonhoven	198.2	6	QUALIFYING
968		Porsche Cup	Johan Heil	197.8	5	QUALIFYING
98	Zilhouette	Zilhouette Cup	Jack Hoekstra	197.8	6	QUALIFYING
11	BMW E36 325i	Ooperon Cup	Mathieu Kruger/Kruger	197.4	7	QUALIFYING
78	Zilhouette	Zilhouette Cup	Mark Wieringa	197.1	7	QUALIFYING
206	BMB COMPACT	DTC	Lawrens Gooshouwer	196.7	7	QUALIFYING
29	BMW E36 325i	Ooperon Cup	Land/Land	196.4	3	QUALIFYING
40	BMW E36 325i	Ooperon Cup	Lekkerkerker Stikma	196.4	4	QUALIFYING
77	Zilhouette	Zilhouette Cup	Erik Geerts	196.4	3	QUALIFYING
69	Zilhouette	Zilhouette Cup	Jan Barry Drenth	195.7	3	QUALIFYING
93	Zilhouette	Zilhouette Cup	Carlijn Bergsma/de Jong	195.3	6	QUALIFYING
95	Zilhouette	Zilhouette Cup	Raymond Hannink	195.3	10	QUALIFYING
10	BMW E36 325i	Ooperon Cup	Jorn Boertien/Verswÿveren	194.2	6	QUALIFYING
24	BMW E36 325i	Ooperon Cup	Jan Peter van Leeuwen	194.2	3	QUALIFYING
18	BMW E36 325i	Ooperon Cup	Sander Kohler	193.2	3	QUALIFYING
20	BMW E36 325i	Ooperon Cup	Harold Dekens/Dekens	191.5	5	QUALIFYING
74	BMW E36 325i	Ooperon Cup	Caspers Mik	191.2	4	QUALIFYING
38	BMW E36 325i	Ooperon Cup	Wiegiers Meendering	190.8	5	QUALIFYING
986		Porsche Cup	JeanPaul Hulsebos	190.8	2	QUALIFYING
16	BMW E36 325i	Ooperon Cup	Henk van Dijk	190.5	9	QUALIFYING
31	BMW E36 325i	Ooperon Cup	Van Olst de Keuninck	189.5	9	QUALIFYING
246	ALFA	DTC	Jonke Jelgerhuis	187.5	4	QUALIFYING
939	Porsche 944	Porsche Cup	Rudy Sluiter	187.5	5	QUALIFYING
43	BMW E36 325i	Ooperon Cup	Arnold Bakker	187.2	4	QUALIFYING
57	BMW E36 325i	Ooperon Cup	Hans Hoekstra	187.2	4	QUALIFYING
202	BMW 123 D	DTC	Rianneke Dijkhuis	185.9	5	QUALIFYING
908	Porsche 944	Porsche Cup	Ruben Nooy	185.9	2	QUALIFYING
915	Porsche 944	Porsche Cup	Wilbert Groenewoud	184.3	2	QUALIFYING
919	Porsche 944	Porsche Cup	Sander Roest	184.3	7	QUALIFYING
993	Porsche 944	Porsche Cup	Eric Hesp	183.7	5	QUALIFYING
242	VW GOLF TDI	DTC	Robert den Engelman M de Weerd	183.4	4	QUALIFYING
73	Zilhouette	Zilhouette Cup	John den Hollander	183.4	4	QUALIFYING
12	BMW E36 325i	Ooperon Cup	Maurice van Dijk	182.1	5	QUALIFYING
930	Porsche 944	Porsche Cup	Huib Havik	181.8	8	QUALIFYING
142	BMW E46 GTR	DTC	Marc Dijkhuis	179.1	2	QUALIFYING
900	Porsche 944	Porsche Cup	Marc Oostrum	178.8	9	QUALIFYING
236	VW GOLF TDI	DTC	Peter Koopman Gerard van Schajik	177.9	4	QUALIFYING
966	Porsche 944	Porsche Cup	Christiaan van Garderen	177.9	5	QUALIFYING
234	VW GOLF TDI	DTC	Gert-Jan Zanting	177.3	5	QUALIFYING
902	Porsche 944	Porsche Cup	Edwin Klooster	175.3	9	QUALIFYING



**ACNN**  
**SPA EURO RACE**  
 After QUALIFYING

Event maximum speed


Team	Car	Class	Driver	Top Speed	Lap	Session
136	BMW E46 M3	DTC	Peter van der Ham	170.9	5	QUALIFYING
191	BMW E36 M3	DTC	Zlatko Bralic	170.3	7	FREE PRACTICE
977	Porsche 944	Porsche Cup	Jos Iske	170.1	6	QUALIFYING
102	BMW E90 M3	DTC	Marloes Dijkhuis	166.7	4	QUALIFYING
934	Porsche 944	Porsche Cup	Robert Hackbarth	165.1	2	QUALIFYING
241	VW GOLF TDI	DTC	Dave Hopman Gigi Rikman	159.8	4	QUALIFYING
15	BMW E36 325i	Ooperon Cup	Ronald van Loon	159.5	4	FREE PRACTICE
94	Zilhouette	Zilhouette Cup	Carlo Broeren	125.7	1	FREE PRACTICE



# ACNN SPA EURO RACE QUALIFYING

## Fastest Lap Sequence

Practice Time	Team	Car	Class	Driver	Time	Kph	
6:28.163	134	Zilhouette M3	DTC	Hielke/Sipke Oosten/Bijzitter	<b>2:46.446</b>	151.5	2
12:59.748	905	Porsche 944 Turbo	Porsche C	<b>Richard Buitendijk</b>	<b>2:44.364</b>	153.4	4
15:43.463	905	Porsche 944 Turbo	Porsche C	<b>Richard Buitendijk</b>	<b>2:43.715</b>	154.0	5




# ACNN SPA EURO RACE QUALIFYING

## Sector Analysis

■ Personal Best ■ Session Best B Crossing the finish line in pit lane

Lap	D	Time	Sector 1	Sector 2	Sector 3	T. Spd	Elapsed	Lap	D	Time	Sector 1	Sector 2	Sector 3	T. Spd	Elapsed
<b>9</b> 1.Dimitri van der Spek BMW E36 325i Ooperon Cup								<b>16</b> 1.Henk van Dijk BMW E36 325i Ooperon Cup							
1	1	4:14.048	2:04.870	1:22.679	46.499	171.4	4:14.048	1	1	5:54.818	3:22.238	1:36.340	56.240	90.2	5:54.818
2	1	2:59.944	52.210	1:19.946	47.788	200.0	7:13.992	2	1	3:24.826	1:00.645	1:33.650	50.531	156.1	9:19.644
3	1	2:58.896	51.427	1:20.387	47.082	201.1	10:12.888	3	1	3:14.655	56.581	1:26.526	51.548	184.9	12:34.299
4	1	3:23.965	B 51.612	1:27.802	1:04.551	201.1	13:36.853	4	1	3:11.759	55.367	1:26.344	50.048	182.4	15:46.058
5	1	4:21.600	2:07.127	1:21.086	53.387	197.4	17:58.453	5	1	3:14.240	54.790	1:26.092	53.358	190.1	19:00.298
6	1	3:16.251	52.087	1:29.523	54.641	198.5	21:14.704	6	1	3:11.215	55.006	1:26.069	50.140	187.8	22:11.513
7	1	3:19.742	54.096	1:28.503	57.143	144.8	24:34.446	7	1	3:16.871	55.494			150.6	25:28.384
8	1	3:58.996	51.719	2:18.999	48.278	199.6	28:33.442	8	1	4:16.392	1:48.137	1:37.485	50.770	57.3	29:44.776
9	1	3:13.588	52.119	1:27.715	53.754	191.5	31:47.030	9	1	3:10.186	55.206	1:25.003	49.977	190.5	32:54.962
<b>10</b> 1.Jorn Boertien/Verswijverer BMW E36 325i Ooperon Cup								<b>18</b> 1.Sander Kohler BMW E36 325i Ooperon Cup							
1	1	4:12.129	1:46.566	1:28.877	56.686	164.6	4:12.129	1	1	6:03.197	3:23.749	1:42.473	56.975	97.4	6:03.197
2	1	3:02.026	53.478	1:20.156	48.392	188.2	7:14.155	2	1	3:14.515	56.097	1:27.895	50.523	180.6	9:17.712
3	1	3:00.700	53.313	1:20.176	47.211	190.5	10:14.855	3	1	3:07.512	54.867	1:24.067	48.578	193.2	12:25.224
4	1	2:59.616	52.503	1:19.991	47.122	192.5	13:14.471	4	1	3:08.455	54.578	1:23.940	49.937	187.8	15:33.679
5	1	3:00.300	52.727	1:20.596	46.977	190.8	16:14.771	5	1	3:08.967	55.000	1:25.094	48.873	184.3	18:42.646
6	1	3:08.290	52.995	1:21.477	53.818	194.2	19:23.061	6	1	3:08.374	55.034	1:24.752	48.588	179.7	21:51.020
7	1	3:03.921	52.778	1:21.836	49.307	190.8	22:26.982	7	1	3:07.712	54.430	1:24.758	48.524	177.0	24:58.732
8	1	3:26.407	B 52.511	1:22.692	1:11.204	183.1	25:53.389	8	1	4:00.137	54.223	2:16.479	49.435	152.8	28:58.869
								9	1	3:06.101	54.687	1:23.155	48.259	179.7	32:04.970
<b>11</b> 1.Mathieu Kruger/Kruger BMW E36 325i Ooperon Cup								<b>20</b> 1.Harold Dekens/Dekens BMW E36 325i Ooperon Cup							
1	1	4:14.910	1:51.698	1:29.258	53.954	170.1	4:14.910	1	1	5:50.355	3:21.269			94.7	5:50.355
2	1	3:02.271	53.718	1:21.591	46.962	191.5	7:17.181	2	1	3:16.181	57.196			186.5	9:06.536
3	1	3:02.611	52.647	1:22.670	47.294	185.2	10:19.792	3	1	3:15.303	56.721			182.1	12:21.839
4	1	3:02.178	52.995	1:21.519	47.664	193.5	13:21.970	4	1	3:13.138	56.173			188.5	15:34.977
5	1	3:01.013	53.110	1:20.545	47.358	193.5	16:22.983	5	1	3:12.142	56.060			191.5	18:47.119
6	1	3:01.335	52.690	1:21.332	47.313	187.5	19:24.318	6	1	3:11.757	55.751			188.8	21:58.876
7	1	3:02.106	52.437	1:22.439	47.230	197.4	22:26.424	7	1	3:07.148	54.409			183.4	25:06.024
8	1	3:04.403	52.807	1:23.304	48.292	182.7	25:30.827	8	1	4:00.614	55.253			114.6	29:06.638
9	1	4:12.050	1:48.195	1:34.457	49.398	57.3	29:42.877	9	1	3:07.252	54.599			188.5	32:13.890
10	1	3:00.472	52.319	1:21.314	46.839	196.7	32:43.349								
<b>12</b> 1.Maurice van Dijk BMW E36 325i Ooperon Cup								<b>24</b> 1.Jan Peter van Leeuwen BMW E36 325i Ooperon Cup							
1	1	4:16.291	1:51.304			151.0	4:16.291	1	1	4:36.628	2:19.771	1:24.710	52.147	154.1	4:36.628
2	1	3:13.264	57.194			168.5	7:29.555	2	1	3:02.312	52.692	1:21.525	48.095	182.4	7:38.940
3	1	3:16.775	57.538	1:29.234	50.003	149.2	10:46.330	3	1	3:01.394	52.488	1:21.319	47.587	194.2	10:40.334
4	1	3:11.528	56.520			170.3	13:57.858	4	1	3:01.356	53.602	1:20.430	47.324	184.0	13:41.690
5	1	3:10.957	56.089			182.1	17:08.815	5	1	3:08.643	52.985	1:22.930	52.728	189.5	16:50.333
6	1	3:18.659	56.435			176.5	20:27.474	6	1	3:02.595	52.113	1:22.556	47.926	192.2	19:52.928
7	1	3:12.812	56.133	1:26.661	50.018	166.4	23:40.286	7	1	3:01.679	52.699	1:21.449	47.531	192.9	22:54.607
8	1	4:20.737	55.768	1:28.224	1:56.745	172.2	28:01.023	8	1	3:15.096	53.373	1:27.169	54.554	159.5	26:09.703
9	1	3:10.819	55.981			180.9	31:11.842	9	1	4:26.358	B 1:52.055	1:23.258	1:11.045	172.8	30:36.061
<b>15</b> 1.Ronald van Loon BMW E36 325i Ooperon Cup								<b>29</b> 1.Land/Land BMW E36 325i Ooperon Cup							
1	1	5:52.896	3:24.067	1:32.477	56.352	126.2	5:52.896	1	1	6:13.675	3:39.882	1:38.324	55.469	120.5	6:13.675
2	1	4:42.998	B 1:02.986	1:58.204	1:41.808	136.0	10:35.894	2	1	3:03.454	53.580	1:22.834	47.040	192.2	9:17.129
								3	1	3:04.990	52.794	1:21.631	50.565	196.4	12:22.119
								4	1	3:01.525	53.364	1:20.894	47.267	193.9	15:23.644
								5	1	3:05.584	53.143	1:22.565	49.876	193.9	18:29.228




# ACNN SPA EURO RACE QUALIFYING

## Sector Analysis

■ Personal Best   
 ■ Session Best   
 ■ B Crossing the finish line in pit lane

Lap	D	Time	Sector 1	Sector 2	Sector 3	T. Spd	Elapsed	Lap	D	Time	Sector 1	Sector 2	Sector 3	T. Spd	Elapsed		
6	1	3:19.670	52.335	1:33.699	53.636	195.7	21:48.898	2	1	2:58.630	53.516	1:19.628	45.486	167.4	6:45.065		
7	1	3:08.733	52.655	1:26.629	49.449	166.4	24:57.631	3	1	2:56.505	50.542	1:19.201	46.762	183.1	9:41.570		
8	1	3:55.157	53.018	2:05.902	56.237	141.5	28:52.788	4	1	2:58.280	<span style="color: green;">50.487</span>	1:21.489	46.304	180.3	12:39.850		
9	1	3:19.412	<span style="color: green;">52.163</span>	1:25.348	1:01.901	195.7	32:12.200	5	1	2:57.788	51.235	1:19.088	47.465	193.5	15:37.638		
<b>31</b>		1. Van Olst de Keuninck					BMW E36 325i Ooperon Cup		<b>57</b>		1. Hans Hoekstra					BMW E36 325i Ooperon Cup	
1	1	4:42.246	2:21.133	1:30.862	50.251	122.6	4:42.246	1	1	4:45.192	2:16.770	1:35.160	53.262	136.2	4:45.192		
2	1	3:12.793	56.446	1:26.791	49.556	180.0	7:55.039	2	1	3:16.920	58.514	1:27.717	50.689	172.8	8:02.112		
3	1	3:15.072	56.047	1:28.086	50.939	182.7	11:10.111	3	1	3:17.671	1:01.502	1:26.310	49.859	167.4	11:19.783		
4	1	3:06.780	55.195	1:23.300	48.285	185.9	14:16.891	4	1	3:11.036	56.003	<span style="color: green;">1:25.361</span>	49.672	187.2	14:30.819		
5	1	3:18.490	<span style="color: grey;">B</span>	55.781	1:23.274	59.435	187.8	17:35.381	5	1	3:12.685	55.843	1:27.230	49.612	187.2	17:43.504	
6	1	4:24.871	2:10.232	1:25.962	48.677	188.5	22:00.252	6	1	3:15.238	56.442	1:29.136	49.660	183.1	20:58.742		
7	1	3:03.738	53.254	1:22.931	47.553	188.2	25:03.990	7	1	<span style="color: green;">3:10.398</span>	55.523	1:25.719	<span style="color: green;">49.156</span>	178.8	24:09.140		
8	1	3:53.773	56.317	2:09.444	48.012	128.1	28:57.763	8	1	4:09.174	<span style="color: green;">55.064</span>	2:01.770	1:12.340	161.7	28:18.314		
9	1	<span style="color: green;">3:02.049</span>	<span style="color: green;">53.203</span>	<span style="color: green;">1:21.515</span>	<span style="color: green;">47.331</span>	189.5	31:59.812	9	1	3:13.396	56.029	1:25.681	51.686	182.1	31:31.710		
<b>38</b>		1. Wiegers Meendering					BMW E36 325i Ooperon Cup		<b>69</b>		1. Jan Barry Drenth					Zilhouette Zilhouette Cup	
1	1	4:39.289	2:20.016	1:29.314	49.959	126.8	4:39.289	1	1	4:03.134	1:46.992	1:26.607	49.535	156.7	4:03.134		
2	1	3:09.713	54.018	1:25.114	50.581	188.8	7:49.002	2	1	2:58.800	52.583	1:20.207	46.010	182.1	7:01.934		
3	1	3:04.406	53.738	1:22.967	<span style="color: green;">47.701</span>	184.3	10:53.408	3	1	2:56.458	51.766	1:18.514	46.178	195.7	9:58.392		
4	1	<span style="color: green;">3:03.852</span>	53.488	<span style="color: green;">1:22.482</span>	47.882	188.2	13:57.260	4	1	<span style="color: green;">2:55.998</span>	51.954	1:18.376	45.668	193.9	12:54.390		
5	1	3:14.577	<span style="color: grey;">B</span>	<span style="color: green;">53.129</span>	1:22.517	58.931	190.8	17:11.837	5	1	2:56.505	52.727	1:17.676	46.102	193.9	15:50.895	
6	1	4:47.469	2:29.387	1:28.758	49.324	174.8	21:59.306	6	1	2:56.066	51.542	<span style="color: green;">1:17.462</span>	47.062	195.3	18:46.961		
7	1	3:08.046	54.518	1:24.876	48.652	175.0	25:07.352	7	1	2:57.098	<span style="color: green;">51.295</span>	1:20.408	<span style="color: green;">45.395</span>	178.8	21:44.059		
8	1	4:02.536	54.313	2:13.418	54.805	118.8	29:09.888	8	1	3:23.125	<span style="color: grey;">B</span>	53.635	1:22.815	1:06.675	160.5	25:07.184	
9	1	3:04.755	53.572	1:22.856	48.327	175.0	32:14.643										
<b>40</b>		1. Lekkerkerker Stiksma					BMW E36 325i Ooperon Cup		<b>73</b>		1. John den Hollander					Zilhouette Zilhouette Cup	
1	1	3:53.417	1:38.815			173.1	3:53.417	1	1	5:09.199	2:38.676	<span style="color: green;">1:37.967</span>	<span style="color: green;">52.556</span>	116.9	5:09.199		
2	1	3:02.599	53.402			190.5	6:56.016	2	1	3:08.068	54.980			162.4	8:17.267		
3	1	3:02.561	53.601			192.5	9:58.577	3	1	3:06.328	53.898			172.5	11:23.595		
4	1	<span style="color: green;">3:02.492</span>	53.772			196.4	13:01.069	4	1	3:02.824	<span style="color: green;">52.207</span>			183.4	14:26.419		
5	1	3:16.797	<span style="color: grey;">B</span>	<span style="color: green;">53.181</span>		190.5	16:17.866	5	1	3:04.065	54.031			175.3	17:30.484		
6	1	4:38.642	2:24.345	1:25.795	48.502	183.1	20:56.508	6	1	3:02.665	53.149			178.5	20:33.149		
7	1	3:05.150	53.802			187.2	24:01.658	7	1	<span style="color: green;">3:02.138</span>	52.978			173.9	23:35.287		
8	1	4:01.551	54.074			181.8	28:03.209	8	1	4:00.233	<span style="color: grey;">B</span>	53.372		170.3	27:35.520		
9	1	3:06.872	54.988	<span style="color: green;">1:23.531</span>	<span style="color: green;">48.353</span>	183.1	31:10.081										
<b>43</b>		1. Arnold Bakker					BMW E36 325i Ooperon Cup		<b>74</b>		1. Caspers Mik					BMW E36 325i Ooperon Cup	
1	1	5:00.576	2:29.630	1:30.878	1:00.068	153.6	5:00.576	1	1	4:50.997	2:17.796			138.1	4:50.997		
2	1	3:12.574	55.583	1:26.385	50.606	180.6	8:13.150	2	1	3:21.095	58.579			178.5	8:12.092		
3	1	3:15.508	57.631	1:27.167	50.710	177.6	11:28.658	3	1	3:19.461	57.770			180.0	11:31.553		
4	1	<span style="color: green;">3:07.788</span>	54.467	<span style="color: green;">1:24.516</span>	48.805	187.2	14:36.446	4	1	3:22.121	58.435			191.2	14:53.674		
5	1	3:21.822	<span style="color: grey;">B</span>	<span style="color: green;">53.946</span>	1:25.781	1:02.095	187.2	17:58.268	5	1	3:20.669	56.863			181.2	18:14.343	
6	1	4:50.458	2:37.242	1:24.590	<span style="color: green;">48.626</span>	178.2	22:48.726	6	1	3:16.540	57.119	<span style="color: green;">1:27.526</span>	<span style="color: green;">51.895</span>	180.9	21:30.883		
7	1	3:07.899	54.189	1:25.005	48.705	175.9	25:56.625	7	1	3:20.311	58.168			186.5	24:51.194		
8	1	4:12.172	1:53.061	1:29.729	49.382	120.8	30:08.797	8	1	3:50.509	<span style="color: green;">56.048</span>			163.4	28:41.703		
								9	1	<span style="color: green;">3:12.781</span>	56.923			186.2	31:54.484		
<b>50</b>		1. Jan Joyce Vos/Vos					Zilhouette Zilhouette Cup										
1	1	3:46.435	1:35.680	1:23.987	46.768	154.7	3:46.435										




# ACNN SPA EURO RACE QUALIFYING

## Sector Analysis

■ Personal Best   
 ■ Session Best   
 ■ Crossing the finish line in pit lane

Lap	D	Time	Sector 1	Sector 2	Sector 3	T. Spd	Elapsed	Lap	D	Time	Sector 1	Sector 2	Sector 3	T. Spd	Elapsed				
<b>77</b>	1.	Erik Geerts	Zilhouette Zilhouette Cup							10	1	3:53.278	1:45.090	1:20.796	47.392	192.2	32:42.737		
1	1	3:44.322	1:32.533	1:25.230	46.559	166.2	3:44.322	1	1	4:02.645	1:46.196	1:27.242	49.207	159.3	4:02.645				
2	1	2:58.272	52.877	1:19.892	<b>45.503</b>	196.0	6:42.594	2	1	3:09.478	52.832	1:27.067	49.579	190.5	7:12.123				
3	1	<b>2:56.970</b>	<b>51.107</b>	<b>1:19.679</b>	46.184	196.4	9:39.564	3	1	2:59.982	52.158	1:20.478	47.346	186.9	10:12.105				
4	1	3:17.226 <b>B</b>					12:56.790	4	1	2:57.241	51.689	1:19.603	45.949	192.9	13:09.346				
5	1	4:09.007					17:05.797	5	1	2:57.838	51.632	1:19.551	46.655	192.5	16:07.184				
6	1	3:00.276					20:06.073	6	1	2:59.697	52.951	1:20.523	46.223	191.5	19:06.881				
7	1	2:57.889					23:03.962	7	1	2:57.304	51.686	<b>1:18.825</b>	46.793	193.9	22:04.185				
8	1	3:06.954					26:10.916	8	1	2:58.555	<b>51.115</b>	<b>1:22.256</b>	<b>45.184</b>	180.6	25:02.740				
9	1	3:55.194					30:06.110	9	1	3:51.832	51.962	2:13.670	46.200	171.7	28:54.572				
								10	1	<b>2:57.055</b>	51.486	1:19.456	46.113	195.3	31:51.627				
<b>78</b>	1.	Mark Wieringa	Zilhouette Zilhouette Cup							<b>96</b>	1.	Marcel van der Lyke	Zilhouette Zilhouette Cup						
1	1	3:46.814	1:36.648	1:23.300	46.866	166.2	3:46.814	1	1	4:04.400	1:51.353	1:25.788	47.259	168.2	4:04.400				
2	1	2:56.751	52.379	1:19.251	45.121	178.5	6:43.565	2	1	2:59.056	52.328	1:20.611	46.117	198.9	7:03.456				
3	1	2:56.876	51.354	1:18.907	46.615	184.3	9:40.441	3	1	3:01.552	51.605	1:22.001	47.946	198.2	10:05.008				
4	1	2:58.905	<b>51.064</b>	1:21.453	46.388	184.9	12:39.346	4	1	2:57.964	52.503	<b>1:19.261</b>	46.200	196.4	13:02.972				
5	1	2:58.498	51.747	1:19.736	47.015	195.3	15:37.844	5	1	<b>2:57.825</b>	<b>51.379</b>	1:20.336	<b>46.110</b>	201.5	16:00.797				
6	1	2:57.959	52.568	1:19.977	45.414	192.9	18:35.803	6	1	3:24.238 <b>B</b>	52.325	1:25.582	1:06.331	186.5	19:25.035				
7	1	<b>2:55.092</b>	51.672	<b>1:18.632</b>	<b>44.788</b>	197.1	21:30.895	7	1	4:20.409	2:02.370	1:26.865	51.174	154.3	23:45.444				
8	1	2:59.022	51.844	1:20.053	47.125	184.9	24:29.917	8	1	4:14.144	51.957	1:26.157	1:56.030	193.9	27:59.588				
9	1	3:51.146	52.317	1:53.634	1:05.195	185.2	28:21.063	9	1	4:02.943 <b>B</b>	52.109	1:23.248	1:47.586	194.2	32:02.531				
10	1	2:57.969	52.056	1:19.336	46.577	193.5	31:19.032												
<b>82</b>	1.	Henk/Marcel Sijtsma/Schc	Zilhouette Zilhouette Cup							<b>98</b>	1.	Jack Hoekstra	Zilhouette Zilhouette Cup						
1	1	3:45.721	1:35.065	1:23.311	47.345	131.9	3:45.721	1	1	4:03.100	1:47.575	1:26.771	48.754	154.1	4:03.100				
2	1	<b>2:57.325</b>	53.092	<b>1:18.551</b>	<b>45.682</b>	181.2	6:43.046	2	1	3:07.577	53.583	1:25.372	48.622	194.6	7:10.677				
3	1	2:57.769	51.689	1:19.444	46.636	178.8	9:40.815	3	1	3:06.448	53.211	1:25.285	47.952	193.5	10:17.125				
4	1	2:59.623	52.567	1:20.877	46.179	189.1	12:40.438	4	1	3:00.321	52.306	1:21.598	46.417	196.0	13:17.446				
5	1	2:57.941	<b>51.316</b>	1:19.467	47.158	195.7	15:38.379	5	1	2:59.010	52.235	1:20.572	46.203	196.0	16:16.456				
6	1	3:15.288 <b>B</b>	52.024	1:21.262	1:02.002	198.2	18:53.667	6	1	3:04.154	53.451	1:24.266	46.437	197.8	19:20.610				
7	1	7:54.861 <b>B</b>	2:53.623	1:52.970	3:08.268	185.2	26:48.528	7	1	<b>2:58.680</b>	51.982	<b>1:20.571</b>	46.127	195.7	22:19.290				
								8	1	3:04.066	52.497	1:24.749	46.820	152.8	25:23.356				
								9	1	4:12.408	1:47.408	1:39.129	<b>45.871</b>	58.0	29:35.764				
								10	1	2:58.793	<b>51.439</b>	1:21.405	45.949	195.3	32:34.557				
<b>92</b>	1.	Michael Hermans	Zilhouette Zilhouette Cup							<b>102</b>	1.	Marloes Dijkhuis	BMW E90 M3 DTC						
1	1	3:45.097	1:29.893	1:27.260	47.944	174.5	3:45.097	1	1	5:54.391	3:05.856	1:47.859	1:00.676	108.8	5:54.391				
2	1	2:59.190	52.203	1:20.945	<b>46.042</b>	185.9	6:44.287	2	1	3:30.120	1:00.076	1:37.225	52.819	145.7	9:24.511				
3	1	2:55.648	<b>50.294</b>	1:18.861	46.493	201.1	9:39.935	3	1	3:22.158	55.600	1:34.356	52.202	162.7	12:46.669				
4	1	<b>2:55.142</b>	50.514	<b>1:18.428</b>	46.200	201.5	12:35.077	4	1	3:19.602	56.393	1:32.932	50.277	166.7	16:06.271				
5	1	3:12.731 <b>B</b>	50.546	1:19.419	1:02.766	203.0	15:47.808	5	1	3:19.888	56.065	1:33.299	50.524	157.4	19:26.159				
6	1	5:43.258 <b>B</b>	2:33.057	1:34.084	1:36.117	179.7	21:31.066	6	1	<b>3:13.780</b>	54.659	<b>1:29.178</b>	<b>49.943</b>	158.8	22:39.939				
								7	1	3:14.369	<b>54.113</b>	1:30.018	50.238	145.9	25:54.308				
								8	1	4:13.205	1:52.396	1:30.707	50.102	151.0	30:07.513				
<b>93</b>	1.	Carlijn Bergsma/de Jonq	Zilhouette Zilhouette Cup							<b>103</b>	1.	Rene Snel	BMW E36 M3 DTC						
1	1	4:01.491	1:50.410	1:23.217	47.864	173.1	4:01.491	1	1	4:45.228	2:28.436			151.5	4:45.228				
2	1	2:59.131	53.974	1:19.231	45.926	189.8	7:00.622	2	1	3:01.930	52.714			195.3	7:47.158				
3	1	2:55.944	51.509	1:18.662	45.773	194.2	9:56.566												
4	1	<b>2:54.190</b>	51.594	<b>1:17.187</b>	<b>45.409</b>	192.9	12:50.756												
5	1	2:55.046	52.028	1:17.373	45.645	189.8	15:45.802												
6	1	2:59.213	<b>51.360</b>	1:19.806	48.047	195.3	18:45.015												
7	1	3:00.017	52.645	1:21.438	45.934	191.5	21:45.032												
8	1	2:54.984	51.429	1:17.943	45.612	191.8	24:40.016												
9	1	4:09.443 <b>B</b>	51.768	2:13.893	1:03.782	193.2	28:49.459												






# ACNN SPA EURO RACE QUALIFYING

## Sector Analysis


							<span style="color: green;">■</span> Personal Best <span style="color: purple;">■</span> Session Best <span style="color: black;">■</span> Crossing the finish line in pit lane									
Lap	D	Time	Sector 1	Sector 2	Sector 3	T. Spd	Elapsed	Lap	D	Time	Sector 1	Sector 2	Sector 3	T. Spd	Elapsed	
7	1	<b>2:54.842</b>	<b>48.745</b>	<b>1:21.135</b>	<b>44.962</b>	190.8	31:13.648	7	1	2:54.842	48.745	1:21.135	44.962	190.8	31:13.648	
<b>194</b>							1. Marcel van der Lip BMW E36 M3 DTC									
1	1	5:45.942	3:18.148	1:36.590	51.204	119.1	5:45.942	2	1	3:17.590	58.179	1:31.100	48.311	165.4	9:03.532	
3	1	3:07.440	53.186	1:26.549	47.705	198.5	12:10.972	4	1	3:07.313	52.715	1:26.531	48.067	197.8	15:18.285	
5	1	3:06.230	52.285	1:26.661	47.284	206.5	18:24.515	6	1	<b>3:03.411</b>	<b>52.098</b>	<b>1:24.476</b>	<b>46.837</b>	197.8	21:27.926	
7	1	3:33.428	55.039	1:33.883	1:04.506	140.6	25:01.354	8	1	5:12.266	2:54.617	1:28.902	48.747	145.6	30:13.620	
<b>127</b>							1. Jacob van den Outenaar BMW E36 325i DTC									
1	1	6:05.056	3:26.154	1:41.664	57.238	125.9	6:05.056	2	1	3:19.497	55.230	1:32.456	51.811	173.4	9:24.553	
3	1	3:07.749	52.389	1:27.010	48.350	187.2	12:32.302	4	1	3:06.706	<b>51.247</b>	1:25.271	50.188	200.0	15:39.008	
5	1	3:09.745	52.959	1:26.185	50.601	188.5	18:48.753	6	1	3:08.169	53.083	1:27.101	47.985	185.9	21:56.922	
7	1	3:05.271	52.410	1:25.397	47.464	183.4	25:02.193	8	1	3:57.928	51.738	2:16.450	49.740	173.9	29:00.121	
9	1	<b>3:03.072</b>	52.738	<b>1:22.964</b>	<b>47.370</b>	176.5	32:03.193									
<b>134</b>							1. Hielke/Sipke Oosten/Bijzit Zilhouette M3 DTC									
1	1	3:41.717	1:34.077	1:23.355	44.285	165.1	3:41.717	2	1	2:46.446	48.276	1:15.818	<b>42.352</b>	207.7	6:28.163	
3	1	2:50.782	50.810	1:16.580	43.392	212.6	9:18.945	4	1	3:04.324	<b>B</b>	48.135	1:18.608	57.581	217.3	
5	1	5:32.761	3:18.324	1:20.003	54.434	151.0	17:56.030	6	1	2:56.048	47.510	1:21.207	47.331	218.6	20:52.078	
7	1	<b>2:45.731</b>	47.805	1:15.396	42.530	215.6	23:37.809	8	1	3:25.101	<b>B</b>	<b>47.174</b>	<b>1:15.210</b>	213.0	27:02.910	
<b>136</b>							1. Peter van der Ham BMW E46 M3 DTC									
1	1	5:27.870	<b>B</b>	2:36.419	1:39.565	1:11.886	115.6	5:27.870	2	1	4:38.289	<b>B</b>	1:54.221	1:35.668	1:08.400	139.0
3	1	4:07.487	1:53.104				153.6	14:13.646	4	1	3:07.055	53.975	<b>1:25.433</b>	<b>47.647</b>	160.2	17:20.701
5	1	<b>3:05.190</b>	<b>52.649</b>				170.9	20:25.891	6	1	3:29.878	<b>B</b>	53.849	1:30.245	1:05.784	160.2
6	1	3:29.878	<b>B</b>	53.849	1:30.245	1:05.784	160.2	23:55.769								
<b>142</b>							1. Marc Dijkhuis BMW E46 GTR DTC									
1	1	5:56.200	<b>B</b>	3:13.734	1:35.265	1:07.201	112.4	5:56.200	2	1	4:01.773	1:49.196	<b>1:23.643</b>	<b>48.934</b>	179.1	9:57.973
3	1	3:21.989	<b>B</b>	<b>54.956</b>	1:25.892	1:01.141	171.7	13:19.962	4	1	13:06.510	<b>B</b>	...	1:32.537	1:09.560	145.2
4	1	13:06.510	<b>B</b>					26:26.472								
<b>167</b>							1. Sjef Jansen BMW E36 M3 DTC									
1	1	5:46.233	3:21.959	1:33.403	50.871	138.5	5:46.233	2	1	3:04.774	54.152	1:24.709	45.913	191.8	8:51.007	
3	1	2:58.232	49.344	1:23.266	45.622	186.9	11:49.239	4	1	3:51.333	<b>B</b>	50.502	1:30.322	1:30.509	198.5	
5	1	8:47.527	6:38.461	1:22.277	46.789	182.7	24:28.099	6	1	3:50.707	51.243	1:51.526	1:07.938	195.3	28:18.806	
<b>202</b>							1. Rianneke Dijkhuis BMW 123 D DTC									
1	1	5:44.014	2:59.900	1:46.573	57.541	94.7	5:44.014	2	1	3:21.662	59.158	1:32.942	49.562	160.0	9:05.676	
3	1	3:16.308	57.182	1:28.029	51.097	170.6	12:21.984	4	1	3:15.643	57.114	1:27.829	50.700	181.8	15:37.627	
5	1	3:13.922	56.317	<b>1:26.950</b>	50.655	185.9	18:51.549	6	1	3:13.958	<b>55.912</b>	1:27.760	50.286	173.6	22:05.507	
7	1	3:15.391	56.475	1:28.561	50.355	171.7	25:20.898	8	1	4:23.128	1:47.702	1:44.724	50.702	57.9	29:44.026	
9	1	<b>3:12.354</b>	56.013	1:27.000	<b>49.341</b>	175.9	32:56.380									
<b>205</b>							1. Wolter Zijlstra BMW E36 325i DTC									
1	1	4:42.658	2:07.996	1:39.847	54.815	116.1	4:42.658	2	1	3:15.380	57.868	1:28.104	49.408	175.3	7:58.038	
3	1	3:10.315	54.482	1:25.849	49.984	178.2	11:08.353	4	1	3:04.126	53.251	1:23.287	47.588	173.4	14:12.479	
5	1	<b>3:00.952</b>	52.594	<b>1:20.811</b>	47.547	196.7	17:13.431	6	1	3:28.781	<b>B</b>	<b>52.026</b>	1:28.448	1:08.307	199.6	
7	1	5:01.555	2:48.997	1:23.945	48.613	149.6	20:42.767	8	1	4:18.144	2:03.192	1:27.770	<b>47.182</b>	133.3	30:01.911	
<b>206</b>							1. Lawwrens Gooshouwer BMB COMPACT DTC									
1	1	3:56.414	1:30.940			147.7	3:56.414	2	1	3:18.385	54.846			184.9	7:14.799	
3	1	3:12.445	54.293				174.5	10:27.244	4	1	3:09.618	54.047		181.8	13:36.862	
5	1	3:11.061	53.959			185.6	16:47.923	6	1	<b>3:08.668</b>	<b>53.523</b>			183.4	19:56.591	
7	1	3:11.136	54.098			196.7	23:07.727	8	1	3:10.198	53.569			186.9	26:17.925	
9	1	4:19.814	1:49.097			135.3	30:37.739									
<b>234</b>							1. Gert-Jan Zanting VW GOLF TDI DTC									
1	1	5:39.775	2:58.301	1:46.585	54.889	106.3	5:39.775	2	1	3:18.203	57.832	1:30.281	50.090	165.1	8:57.978	
3	1	3:13.327	<b>54.418</b>	1:28.619	50.290	162.9	12:11.305	4	1	<b>3:11.690</b>	55.362	1:26.405	<b>49.923</b>	172.2	15:22.995	
5	1	3:14.151	56.620	<b>1:25.606</b>	51.925	177.3	18:37.146									



## ACNN SPA EURO RACE QUALIFYING

### Sector Analysis

Lap	D	Time	Sector 1	Sector 2	Sector 3	T. Spd	Elapsed	Lap	D	Time	Sector 1	Sector 2	Sector 3	T. Spd	Elapsed
<b>236</b> 1. Peter Koopman Gerard va VW GOLF TDI DTC															
1	1	5:42.448	3:01.768	1:43.559	57.121	115.5	5:42.448								
2	1	3:19.301	58.873	1:27.853	52.575	165.1	9:01.749								
3	1	<b>3:13.143</b>	<b>56.331</b>	1:26.942	<b>49.870</b>	176.2	12:14.892								
4	1	3:13.720	56.598	<b>1:26.138</b>	50.984	177.9	15:28.612								
5	1	3:37.087 <b>B</b>	56.970	1:27.298	1:12.819	174.8	19:05.699								
<b>241</b> 1. Dave Hopman Gigi Rikma VW GOLF TDI DTC															
1	1	5:43.331	2:57.293	1:47.242	58.796	106.8	5:43.331								
2	1	3:33.728	59.368	1:38.028	56.332	159.3	9:17.059								
3	1	3:32.036	59.935	1:36.058	56.043	157.7	12:49.095								
4	1	<b>3:24.517</b>	1:00.099	<b>1:31.074</b>	53.344	159.8	16:13.612								
5	1	3:25.501	1:01.312	1:31.984	<b>52.205</b>	158.6	19:39.113								
<b>242</b> 1. Robert den Engelman M d VW GOLF TDI DTC															
1	1	5:06.540	2:36.648	1:36.920	52.972	110.3	5:06.540								
2	1	3:11.720	56.690	1:26.110	48.920	172.2	8:18.260								
3	1	3:08.753	54.841	1:25.084	48.828	165.4	11:27.013								
4	1	<b>3:06.050</b>	54.463	<b>1:23.369</b>	48.218	183.4	14:33.063								
5	1	3:18.487 <b>B</b>	<b>54.235</b>	1:25.702	58.550	181.2	17:51.550								
6	1	5:02.527	2:51.026	1:23.726	<b>47.775</b>	173.6	22:54.077								
7	1	6:38.972 <b>B</b>	54.249	2:45.497	2:59.226	151.0	29:33.049								
<b>244</b> 1. Rogier de Leeuw/de Vreec BMW E36 325i DTC															
1	1	4:43.702	2:09.320	1:45.313	49.069	119.5	4:43.702								
2	1	2:56.133	51.647	1:19.407	45.079	200.0	7:39.835								
3	1	2:52.317	50.318	1:17.649	44.350	206.9	10:32.152								
4	1	2:52.738	49.741	1:18.545	44.452	194.6	13:24.890								
5	1	<b>2:51.488</b>	49.947	<b>1:17.226</b>	44.315	213.4	16:16.378								
6	1	2:51.697	<b>49.696</b>	1:17.722	<b>44.279</b>	209.3	19:08.075								
7	1	3:19.309 <b>B</b>	51.342	1:19.866	1:08.101	182.4	22:27.384								
8	1	6:09.243	3:03.247	2:17.021	48.975	166.2	28:36.627								
9	1	3:10.947	53.497	1:25.153	52.297	171.7	31:47.574								
<b>246</b> 1. Jonke Jelgerhuis ALFA DTC															
1	1	4:44.149	2:10.243	1:40.625	53.281	116.1	4:44.149								
2	1	3:16.718	57.348	1:28.626	50.744	164.1	8:00.867								
3	1	3:17.751	1:01.284	1:26.825	49.642	167.7	11:18.618								
4	1	<b>3:09.734</b>	55.907	<b>1:25.068</b>	<b>48.759</b>	187.5	14:28.352								
5	1	3:13.381	56.020	1:26.675	50.686	176.5	17:41.733								
6	1	3:15.833	57.654	1:28.076	50.103	181.2	20:57.566								
7	1	3:10.389	<b>55.208</b>	1:25.936	49.245	170.3	24:07.955								
8	1	4:07.619	56.108	1:59.525	1:11.986	165.6	28:15.574								
9	1	3:11.555	55.397	1:25.169	50.989	184.6	31:27.129								
<b>900</b> 1. Marc Oostrum Porsche 944 Porsche Cup															
1	1	4:26.218	2:00.208	1:32.414	53.596	136.7	4:26.218								
2	1	3:23.098	1:00.167	1:30.355	52.576	156.5	7:49.316								
3	1	3:21.172	58.297	1:29.032	53.843	157.7	11:10.488								
4	1	3:17.601	58.730	1:27.244	51.627	164.9	14:28.089								
5	1	<b>3:15.338</b>	<b>57.129</b>	<b>1:26.628</b>	51.581	178.5	17:43.427								
6	1	3:20.619	58.096	1:30.585	51.938	177.6	21:04.046								
7	1	3:19.427	57.233	1:30.750	<b>51.444</b>	163.4	24:23.473								
8	1	4:08.793	59.110	2:12.659	57.024	156.3	28:32.266								
9	1	3:15.994	57.528	1:26.745	51.721	178.8	31:48.260								
<b>901</b> 1. Harry en Patrick Verkerk Porsche 968 Cl.Sp. Porsche Cup															
1	1	4:35.380	2:24.068	1:25.527	45.785	184.3	4:35.380								
2	1	<b>2:54.038</b>	49.894	<b>1:18.978</b>	45.166	206.1	7:29.418								
3	1	3:09.260 <b>B</b>	49.966	1:19.155	1:00.139	199.3	10:38.678								
4	1	4:31.448	2:22.533	1:23.517	45.398	129.2	15:10.126								
5	1	2:54.443	49.880	1:19.759	<b>44.804</b>	205.7	18:04.569								
6	1	3:08.138 <b>B</b>	<b>49.260</b>	1:20.716	58.162	197.8	21:12.707								
7	1	5:28.097 <b>B</b>	3:00.793	1:19.695	1:07.609	194.6	26:40.804								
<b>902</b> 1. Edwin Klooster Porsche 944 Porsche Cup															
1	1	4:25.436	1:59.441	1:32.756	53.239	130.9	4:25.436								
2	1	3:22.382	1:00.176	1:30.537	51.669	155.4	7:47.818								
3	1	3:18.226	59.389	1:28.925	<b>49.912</b>	169.3	11:06.044								
4	1	3:18.903	58.939	1:27.857	52.107	166.2	14:24.947								
5	1	3:19.093	1:00.579	1:27.062	51.452	147.1	17:44.040								
6	1	3:20.834	58.155	1:31.051	51.628	169.3	21:04.874								
7	1	3:18.764	58.153	1:29.696	50.915	153.0	24:23.638								
8	1	4:07.581	59.523	2:11.140	56.918	154.5	28:31.219								
9	1	<b>3:15.532</b>	<b>57.620</b>	<b>1:26.486</b>	51.426	175.3	31:46.751								
<b>905</b> 1. Richard Buitendijk Porsche 944 Turbo Porsche Cup															
1	1	4:29.142	2:10.703	1:30.274	48.165	151.7	4:29.142								
2	1	2:57.276	51.661	1:20.457	45.158	188.2	7:26.418								
3	1	2:48.966	45.851	1:20.502	42.613	209.7	10:15.384								
4	1	2:44.364	45.836	1:16.106	<b>42.422</b>	224.5	12:59.748								
5	1	<b>2:43.715</b>	<b>45.496</b>	<b>1:15.683</b>	42.536	228.3	15:43.463								
6	1	2:53.271	47.879	1:21.447	43.945	188.2	18:36.734								
7	1	2:45.926	46.294	1:16.369	43.263	221.3	21:22.660								
8	1	2:53.609	46.871	1:22.943	43.795	147.1	24:16.269								
9	1	3:58.130	48.452	1:51.870	1:17.808	170.3	28:14.399								
10	1	3:43.022 <b>B</b>	46.377	1:25.826	1:30.819	193.5	31:57.421								
<b>907</b> 1. Ruud van Rooijen Porsche Cup															
1	1	4:40.797	2:19.238	1:31.402	50.157	132.4	4:40.797								
2	1	3:05.008	53.480	1:23.608	47.920	182.4	7:45.805								
3	1	3:03.550	54.353	1:22.175	<b>47.022</b>	166.7	10:49.355								
4	1	<b>3:01.529</b>	52.962	<b>1:21.187</b>	47.380	189.5	13:50.884								
5	1	3:01.938	52.807	1:21.286	47.845	203.4	16:52.822								
6	1	3:08.986	53.777	1:25.642	49.567	178.2	20:01.808								




# ACNN SPA EURO RACE QUALIFYING

## Sector Analysis

■ Personal Best   ■ Session Best   ■ Crossing the finish line in pit lane

Lap	D	Time	Sector 1	Sector 2	Sector 3	T. Spd	Elapsed	Lap	D	Time	Sector 1	Sector 2	Sector 3	T. Spd	Elapsed
7	1	3:01.606	52.395	1:21.598	47.613	188.2	23:03.414	1	1	4:28.662	2:02.547	1:32.535	53.580	148.1	4:28.662
8	1	3:16.567	53.634	1:27.285	55.648	168.7	26:19.981	2	1	3:22.703	59.003	1:30.879	52.821	156.3	7:51.365
9	1	3:55.314	1:41.858	1:23.689	49.767	184.0	30:15.295	3	1	3:17.320	57.273	1:28.903	51.144	163.9	11:08.685
<b>908</b> 1. Ruben Nooy Porsche 944 Porsche Cup								4	1	3:16.857	57.001	1:27.749	52.107	173.9	14:25.542
1	1	4:40.420	2:13.315	1:35.002	52.103	150.4	4:40.420	5	1	3:15.487	58.442	1:26.566	50.479	177.3	17:41.029
2	1	3:15.551	57.127	1:27.451	50.973	185.9	7:55.971	6	1	3:18.709	59.000	1:29.532	50.177	175.0	20:59.738
3	1	3:14.977	57.450	1:27.303	50.224	173.4	11:10.948	7	1	3:12.750	57.166	1:26.364	49.220	180.3	24:12.488
4	1	3:15.255	57.990	1:26.969	50.296	180.6	14:26.203	8	1	4:10.413	57.133	2:00.079	1:13.201	181.8	28:22.901
5	1	3:14.858	57.455	1:26.053	51.350	181.8	17:41.061	9	1	3:13.313	57.292	1:25.964	50.057	180.9	31:36.214
6	1	3:18.156	58.245	1:29.171	50.740	176.2	20:59.217	<b>934</b> 1. Robert Hackbarth Porsche 944 Porsche Cup							
7	1	3:12.895	56.335	1:27.088	49.472	176.8	24:12.112	1	1	4:51.537	2:22.859	1:34.123	54.555	141.0	4:51.537
8	1	4:07.165	57.202	1:59.666	1:10.297	182.4	28:19.277	2	1	3:25.549	1:01.991	1:30.740	52.818	165.1	8:17.086
9	1	3:13.916	56.871	1:26.403	50.642	182.4	31:33.193	3	1	3:23.627	59.610	1:31.282	52.735	142.7	11:40.713
<b>915</b> 1. Wilbert Groenewoud Porsche 944 Porsche Cup								4	1	3:28.536	1:01.290	1:34.108	53.138	159.1	15:09.249
1	1	4:49.094	2:26.393	1:30.976	51.725	144.6	4:49.094	5	1	3:26.258	1:01.248	1:31.561	53.449	153.6	18:35.507
2	1	3:10.946	56.613	1:24.757	49.576	184.3	8:00.040	6	1	3:27.696	1:00.884	1:34.362	52.450	160.5	22:03.203
3	1	3:36.605	1:14.416	1:29.619	52.570	116.9	11:36.645	7	1	3:24.439	1:00.200	1:32.305	51.934	148.6	25:27.642
4	1	3:11.671	57.121	1:24.505	50.045	182.4	14:48.316	8	1	4:26.415	1:47.514	1:46.307	52.594	60.2	29:54.057
5	1	3:10.904	56.646	1:24.772	49.486	181.2	17:59.220	9	1	3:26.152	59.806	1:32.132	54.214	158.4	33:20.209
6	1	3:11.946	55.854	1:26.449	49.643	183.7	21:11.166	<b>939</b> 1. Rudy Sluiter Porsche 944 Porsche Cup							
7	1	3:13.117	56.412	1:27.448	49.257	169.3	24:24.283	1	1	4:27.436	2:04.117	1:30.102	53.217	155.6	4:27.436
8	1	4:04.099	56.308	2:01.503	1:06.288	184.3	28:28.382	2	1	3:13.493	57.883	1:25.301	50.309	179.4	7:40.929
9	1	3:09.075	55.965	1:23.961	49.149	183.7	31:37.457	3	1	3:09.351	55.428	1:24.830	49.093	177.3	10:50.280
<b>919</b> 1. Sander Roest Porsche 944 Porsche Cup								4	1	3:08.393	54.621	1:24.897	48.875	187.2	13:58.673
1	1	4:22.094	2:05.278	1:28.299	48.517	153.0	4:22.094	5	1	3:10.966	55.650	1:24.779	50.537	187.5	17:09.639
2	1	3:08.761	55.154	1:23.105	50.502	184.0	7:30.855	6	1	3:15.189	56.140	1:29.225	49.824	176.5	20:24.828
3	1	3:08.509	55.964	1:23.056	49.489	178.8	10:39.364	7	1	3:12.386	56.250	1:26.434	49.702	173.1	23:37.214
4	1	3:09.160	56.606	1:23.583	48.971	179.4	13:48.524	8	1	4:25.048	55.279	1:29.651	2:00.118	177.0	28:02.262
5	1	3:07.062	55.648	1:22.807	48.607	181.2	16:55.586	9	1	3:17.682	58.011	1:29.002	50.669	164.9	31:19.944
6	1	3:06.941	54.879	1:22.898	49.164	183.4	20:02.527	<b>957</b> 1. NiekJan Steehouwer/Huis Porsche Cup							
7	1	3:06.311	55.143	1:22.752	48.416	184.3	23:08.838	1	1	4:10.637	1:59.568	1:23.714	47.355	160.7	4:10.637
8	1	3:07.650	54.602	1:23.957	49.091	180.6	26:16.488	2	1	2:59.228	50.307	1:21.668	47.253	193.5	7:09.865
9	1	4:15.082	1:47.329	1:36.301	51.452	152.1	30:31.570	3	1	2:54.230	50.305	1:18.478	45.447	194.2	10:04.095
<b>925</b> 1. Marco Braakman Porsche Cup								4	1	2:53.867	49.948	1:19.105	44.814	184.3	12:57.962
1	1	4:39.154	2:21.587	1:28.561	49.006	152.8	4:39.154	5	1	2:55.237	50.623	1:19.839	44.775	191.5	15:53.199
2	1	3:00.565	52.206	1:22.245	46.114	207.7	7:39.719	6	1	3:14.525 B	49.520	1:22.380	1:02.625	198.9	19:07.724
3	1	2:59.840	51.749	1:21.602	46.489	201.1	10:39.559	7	1	4:14.096	2:04.861	1:22.399	46.836	176.5	23:21.820
4	1	2:58.178	51.462	1:20.863	45.853	200.4	13:37.737	8	1	2:56.221	50.157	1:20.062	46.002	192.9	26:18.041
5	1	2:59.464	52.832	1:20.620	46.012	200.7	16:37.201	9	1	4:11.945	1:47.468	1:35.268	49.209	128.9	30:29.986
6	1	3:00.713	51.490	1:22.625	46.598	197.4	19:37.914	<b>966</b> 1. Christiaan van Garderen Porsche 944 Porsche Cup							
7	1	2:58.240	51.504	1:20.980	45.756	196.0	22:36.154	1	1	4:53.372	2:11.266			113.4	4:53.372
8	1	3:01.227	51.131	1:23.355	46.741	190.5	25:37.381	2	1	3:19.869	59.652			174.8	8:13.241
9	1	4:05.031	1:45.961	1:31.943	47.127	61.6	29:42.412	3	1	3:18.218	58.691			170.3	11:31.459
10	1	2:59.929	51.358	1:21.478	47.093	204.5	32:42.341	4	1	3:18.363	58.269			171.2	14:49.822
<b>930</b> 1. Huib Havik Porsche 944 Porsche Cup								5	1	4:20.244 B	57.403			177.9	19:10.066



# ACNN SPA EURO RACE QUALIFYING

## Sector Analysis

■ Personal Best ■ Session Best B Crossing the finish line in pit lane

Lap	D	Time	Sector 1	Sector 2	Sector 3	T. Spd	Elapsed	Lap	D	Time	Sector 1	Sector 2	Sector 3	T. Spd	Elapsed
-----	---	------	----------	----------	----------	--------	---------	-----	---	------	----------	----------	----------	--------	---------


968		1.Johan Heil		Porsche Cup			
1	1	4:46.310	2:27.517	1:28.140	50.653	160.0	4:46.310
2	1	3:09.473	55.331	1:25.985	48.157	179.4	7:55.783
3	1	3:03.550	52.885	1:23.749	46.916	177.6	10:59.333
4	1	<b>2:59.339</b>	52.386	<b>1:20.114</b>	<b>46.839</b>	191.5	13:58.672
5	1	3:01.496	54.062	1:20.531	46.903	197.8	17:00.168
6	1	3:01.137	<b>52.040</b>	1:21.595	47.502	197.1	20:01.305
7	1	3:02.127	52.514	1:22.216	47.397	196.7	23:03.432
8	1	3:09.290	53.182	1:21.850	54.258	175.3	26:12.722
9	1	3:55.993	1:48.030	1:20.925	47.038	186.5	30:08.715

975		1.Patrick van den Berg		Porsche Cup			
1	1	4:45.104	2:23.654	1:30.054	51.396	152.1	4:45.104
2	1	3:11.628	55.985	1:26.217	49.426	179.4	7:56.732
3	1	3:09.772	54.561	1:26.634	48.577	178.8	11:06.504
4	1	3:08.065	54.013	1:25.807	48.245	170.6	14:14.569
5	1	3:05.414	53.221	<b>1:23.925</b>	48.268	185.2	17:19.983
6	1	3:05.249	<b>52.535</b>	1:24.260	48.454	188.2	20:25.232
7	1	<b>3:05.041</b>	52.594	1:24.912	47.535	187.5	23:30.273
8	1	3:57.073	53.019	1:24.324	1:39.730	189.1	27:27.346
9	1	3:13.828	1:01.460	1:25.199	<b>47.169</b>	198.5	30:41.174

977		1.Jos Iske		Porsche 944 Porsche Cup			
1	1	4:26.739	2:01.273	1:32.872	52.594	141.4	4:26.739
2	1	3:23.676	1:00.459	1:30.470	52.747	153.0	7:50.415
3	1	3:20.919	58.664	1:31.053	51.202	159.8	11:11.334
4	1	3:18.198	58.809	1:27.388	52.001	161.2	14:29.532
5	1	3:16.432	57.837	1:27.950	<b>50.645</b>	169.3	17:45.964
6	1	3:23.147	58.767	1:30.530	53.850	170.1	21:09.111
7	1	3:16.349	<b>57.657</b>	1:27.752	50.940	160.0	24:25.460
8	1	4:07.722	58.496	1:59.296	1:09.930	155.4	28:33.182
9	1	<b>3:14.543</b>	57.781	<b>1:26.037</b>	50.725	164.1	31:47.725

986		1.JeanPaul Hulsebos		Porsche Cup			
1	1	4:30.178	2:12.331	1:29.266	48.581	163.1	4:30.178
2	1	3:04.742	55.582	<b>1:21.607</b>	47.553	190.8	7:34.920
3	1	<b>3:03.667</b>	<b>52.733</b>	1:23.705	47.229	168.2	10:38.587
4	1	3:01.223	52.925	1:21.799	<b>46.499</b>	189.5	13:39.810
5	1	3:19.050	B 52.934	1:22.732	1:03.384	187.2	16:58.860

993		1.Eric Hesp		Porsche 944 Porsche Cup			
1	1	4:18.647	1:58.875	1:29.656	50.116	159.8	4:18.647
2	1	3:12.559	56.735	1:24.431	51.393	182.7	7:31.206
3	1	3:10.584	<b>55.880</b>	1:25.286	49.418	176.2	10:41.790
4	1	3:11.001	56.579	<b>1:24.427</b>	49.995	181.2	13:52.791
5	1	3:11.947	56.216	1:25.748	49.983	183.7	17:04.738
6	1	3:11.702	56.979	1:24.635	50.088	183.1	20:16.440
7	1	3:12.351	56.795	1:25.530	50.026	154.7	23:28.791
8	1	4:10.749	56.734	1:27.215	1:46.800	168.7	27:39.540
9	1	<b>3:10.485</b>	56.642	1:24.608	<b>49.235</b>	182.1	30:50.025




**ACNN**  
**SPA EURO RACE**  
**RACE 1 First Group (60' + 1 lap)**

**Starting Grid**

3:12.781	<b>Caspers Mik</b>	74	- 14 -	15	Ronald van Loon
3:10.398	<b>Hans Hoekstra</b>	57	- 13 -	12	Maurice van Dijk
3:07.788	<b>Arnold Bakker</b>	43	- 12 -	16	Henk van Dijk
3:06.101	<b>Sander Kohler</b>	18	- 11 -	20	Harold Dekens/Dekens
3:02.492	<b>Lekkerkerker Stiksma</b>	40	- 10 -	38	Wiegers Meendering
3:01.525	<b>Land/Land</b>	29	- 9 -	31	Van Olst de Keuninck
3:00.472	<b>Mathieu Kruger/Kruger</b>	11	- 8 -	24	Jan Peter van Leeuwen
2:58.896	<b>Dimitri van der Spek</b>	9	- 7 -	10	Jorn Boertien/Verswyveren
3:02.138	<b>John den Hollander</b>	73	- 6 -	94	Carlo Broeren
2:57.825	<b>Marcel van der Lyke</b>	96	- 5 -	98	Jack Hoekstra
2:57.055	<b>Raymond Hannink</b>	95	- 4 -	82	Henk/Marcel Stijama/Schoonhoven
2:55.998	<b>Jan Barry Drenth</b>	69	- 3 -	77	Erik Geerts
2:55.092	<b>Mark Wieringa</b>	78	- 2 -	92	Michael Hermans
2:53.247	<b>Jan Joyce Vos/Vos</b>	50	- 1 -	93	Carlijn Bergsma/de Jong


Pole



**ACNN**  
SPA EURO RACE  
RACE 1 First Group (60' +1 lap)

Starting Grid


Stewards:	Timekeeper:
-----------	-------------



**ACNN**  
**SPA EURO RACE**  
**RACE 1 Second Group (60' +1 lap)**

**Starting Grid**

Jan-Wim de Koekoek	988	- 20 -	936	Gideon Wijschenk
Zlatko Bralic	191	- 19 -	142	Marc Dijkhuis
3:24.517 Dave Hopman Gigi Rikman	241	- 18 -	934	3:23.627 Robert Hackbarth
3:18.218 Christiaan van Garderen	966	- 17 -	902	3:15.532 Edwin Klooster
3:15.338 Marc Oostrum	900	- 16 -	977	3:14.543 Jos Iske
3:13.780 Marloes Dijkhuis	102	- 15 -	236	3:13.143 Peter Koopman Gerard van Schajik
3:12.895 Ruben Nooy	908	- 14 -	930	3:12.750 Huib Havik
3:12.354 Rianneke Dijkhuis	202	- 13 -	234	3:11.690 Gert-Jan Zanting
3:10.485 Eric Hesp	993	- 12 -	246	3:09.734 Jonke Jelgerhuis
3:09.075 Wilbert Groenewoud	915	- 11 -	206	3:08.668 Lawwrens Gooshouwer
3:08.393 Rudy Sluiter	939	- 10 -	919	3:06.311 Sander Roest
3:06.050 Robert den Engelman M de Waerd	242	- 9 -	136	3:05.190 Peter van der Ham
3:05.041 Patrick van den Berg	975	- 8 -	986	3:03.667 JeanPaul Hulsebos
3:03.411 Marcel van der Lip	194	- 7 -	127	3:03.072 Jacob van den Outenaar
3:01.529 Ruud van Rooijen	907	- 6 -	205	3:00.952 Wolter Zijlstra
2:59.339 Johan Heil	968	- 5 -		



**ACNN**  
**SPA EURO RACE**  
**RACE 1 Second Group (60' +1 lap)**


**Starting Grid**

2:54.842	<b>Sief Jansen</b>	167	- 4 -	925	2:58.178 <b>Marco Braakman</b>
2:53.867	<b>NielJan Steehouwer/Huisman</b>	957	- 3 -	901	2:54.038 <b>Harry en Patrick Verkerk</b>
2:45.731	<b>Hielke/Sipke Oosten/Bijzitter</b>	134	- 2 -	244	2:51.488 <b>Rogier de Leeuw/de Vreede</b>
2:43.715	<b>Richard Buitendijk</b>	905	- 1 -	103	2:45.608 <b>Rene Snel</b>

**Pole**

<b>Stewards:</b>	<b>Timekeeper:</b>
------------------	--------------------






# ACNN SPA EURO RACE RACE 1 ((60' +1 lap))

## Final Classification

Drivers	Team	Vehicle	Class	Laps	Total Time	Gap	Kph	Best Lap	
								Lap	Time Kph
1103 Rene Snel		BMW E36 M3	DTC	22	<b>1:03:26.017</b>	-	90.5	2	<b>2:42.081</b> 155.6
2134 Hielke/Sipke Oosten/Bijzitter		Zilhouette M3	DTC	22	<b>1:03:47.455</b>	+21.438	90.0	2	<b>2:42.593</b> 155.1
3936 Gideon Wijschenk		Porsche 968 Turbo	Porsche Cup	22	<b>1:05:20.039</b>	+1:54.022	87.9	17	<b>2:46.223</b> 151.7
4191 Zlatko Bralic		BMW E36 M3	DTC	22	<b>1:05:32.047</b>	+2:06.030	87.6	21	<b>2:46.371</b> 151.6
5 77 Erik Geerts		Zilhouette	Zilhouette Cup	22	<b>1:05:43.371</b>	+2:17.354	87.4	5	<b>2:51.182</b> 147.3
6 92 Michael Hermans		Zilhouette	Zilhouette Cup	22	<b>1:05:45.708</b>	+2:19.691	87.3	9	<b>2:51.772</b> 146.8
7 50 Jan Joyce Vos/Vos		Zilhouette	Zilhouette Cup	22	<b>1:06:14.909</b>	+2:48.892	86.7	9	<b>2:51.507</b> 147.0
8 95 Raymond Hannink		Zilhouette	Zilhouette Cup	22	<b>1:06:22.817</b>	+2:56.800	86.5	3	<b>2:53.054</b> 145.7
9 78 Mark Wieringa		Zilhouette	Zilhouette Cup	21	<b>1:03:28.392</b>	1 Lap	86.3	19	<b>2:53.932</b> 145.0
10 96 Marcel van der Lyke		Zilhouette	Zilhouette Cup	21	<b>1:03:32.377</b>	1 Lap	86.3	21	<b>2:54.402</b> 144.6
11142 Marc Dijkhuis		BMW E46 GTR	DTC	21	<b>1:04:12.831</b>	1 Lap	85.3	20	<b>2:51.362</b> 147.1
12167 Sjef Jansen		BMW E36 M3	DTC	21	<b>1:04:17.534</b>	1 Lap	85.3	6	<b>2:51.276</b> 147.2
13957 NiekJan Steehouwer/Huisman			Porsche Cup	21	<b>1:04:24.668</b>	1 Lap	85.1	2	<b>2:53.918</b> 145.0
14901 Harry en Patrick Verkerk		Porsche 968 Cl.Sp.	Porsche Cup	21	<b>1:04:37.482</b>	1 Lap	84.8	4	<b>2:54.131</b> 144.8
15 73 John den Hollander		Zilhouette	Zilhouette Cup	21	<b>1:04:53.399</b>	1 Lap	84.5	3	<b>2:56.329</b> 143.0
16244 Rogier de Leeuw/de Vreede		BMW E36 325i	DTC	21	<b>1:05:16.975</b>	1 Lap	84.0	3	<b>2:52.693</b> 146.0
17 11 Mathieu Kruger/Kruger		BMW E36 325i	Ooperon Cup	21	<b>1:05:17.456</b>	1 Lap	84.0	18	<b>3:00.014</b> 140.1
18 18 Sander Kohler		BMW E36 325i	Ooperon Cup	21	<b>1:05:48.727</b>	1 Lap	83.3	8	<b>3:01.221</b> 139.1
19 38 Wiegens Meendering		BMW E36 325i	Ooperon Cup	21	<b>1:05:57.130</b>	1 Lap	83.1	3	<b>3:01.347</b> 139.0
20968 Johan Heil			Porsche Cup	21	<b>1:06:07.790</b>	1 Lap	82.8	20	<b>2:58.101</b> 141.6
21 10 Jorn Boertien/Verswyveren		BMW E36 325i	Ooperon Cup	21	<b>1:06:15.354</b>	1 Lap	82.7	5	<b>3:00.305</b> 139.8
22194 Marcel van der Lip		BMW E36 M3	DTC	21	<b>1:06:21.836</b>	1 Lap	82.6	3	<b>2:58.686</b> 141.1
23 40 Lekkerkerker Stikma		BMW E36 325i	Ooperon Cup	21	<b>1:06:26.740</b>	1 Lap	82.5	16	<b>3:02.382</b> 138.2
24 82 Henk/Marcel Sijtsma/Schoonhove		Zilhouette	Zilhouette Cup	20	<b>1:00:38.100</b>	2 Laps	86.1	18	<b>2:54.822</b> 144.2
25 31 Van Olst de Keuninck		BMW E36 325i	Ooperon Cup	20	<b>1:03:32.135</b>	2 Laps	82.2	6	<b>3:01.335</b> 139.0
26925 Marco Braakman			Porsche Cup	20	<b>1:03:33.218</b>	2 Laps	82.1	2	<b>2:58.002</b> 141.7
27 29 Land/Land		BMW E36 325i	Ooperon Cup	20	<b>1:03:44.959</b>	2 Laps	81.8	5	<b>3:01.854</b> 138.7
28 43 Arnold Bakker		BMW E36 325i	Ooperon Cup	20	<b>1:03:46.988</b>	2 Laps	81.8	3	<b>3:03.591</b> 137.3
29975 Patrick van den Berg			Porsche Cup	20	<b>1:03:59.886</b>	2 Laps	81.5	13	<b>3:00.213</b> 139.9
30205 Wolter Zijlstra		BMW E36 325i	DTC	20	<b>1:04:01.019</b>	2 Laps	81.5	15	<b>3:00.073</b> 140.0
31 93 Carlijn Bergsma/de Jonq		Zilhouette	Zilhouette Cup	20	<b>1:04:08.109</b>	2 Laps	81.3	4	<b>2:53.644</b> 145.2
32102 Marloes Dijkhuis		BMW E90 M3	DTC	20	<b>1:04:12.614</b>	2 Laps	81.3	17	<b>2:59.714</b> 140.3
33 20 Harold Dekens/Dekens		BMW E36 325i	Ooperon Cup	20	<b>1:04:22.367</b>	2 Laps	81.1	9	<b>3:04.762</b> 136.5
34907 Ruud van Rooijen			Porsche Cup	20	<b>1:04:23.304</b>	2 Laps	81.0	5	<b>3:00.085</b> 140.0
35242 Robert den Engelman M de Weerd		VW GOLF TDI	DTC	20	<b>1:04:59.914</b>	2 Laps	80.3	13	<b>3:03.596</b> 137.3
36127 Jacob van den Outenaar		BMW E36 325i	DTC	20	<b>1:05:15.497</b>	2 Laps	80.0	13	<b>3:02.061</b> 138.5
37206 Lawwrens Gooshouwer		BMB COMPACT	DTC	20	<b>1:05:32.023</b>	2 Laps	79.7	18	<b>3:04.672</b> 136.5
38 57 Hans Hoekstra		BMW E36 325i	Ooperon Cup	20	<b>1:06:18.447</b>	2 Laps	78.7	2	<b>3:08.338</b> 133.9
39939 Rudy Sluiter		Porsche 944	Porsche Cup	20	<b>1:06:29.686</b>	2 Laps	78.5	16	<b>3:09.687</b> 132.9
40993 Eric Hesp		Porsche 944	Porsche Cup	19	<b>1:03:28.072</b>	3 Laps	78.1	18	<b>3:09.650</b> 133.0
41915 Wilbert Groenewoud		Porsche 944	Porsche Cup	19	<b>1:03:28.511</b>	3 Laps	78.1	18	<b>3:09.511</b> 133.0
42 74 Caspers Mik		BMW E36 325i	Ooperon Cup	19	<b>1:04:11.585</b>	3 Laps	77.2	5	<b>3:08.503</b> 133.8
43908 Ruben Nooy		Porsche 944	Porsche Cup	19	<b>1:04:22.908</b>	3 Laps	77.0	9	<b>3:11.368</b> 131.8
44930 Huib Havik		Porsche 944	Porsche Cup	19	<b>1:04:44.099</b>	3 Laps	76.6	7	<b>3:13.415</b> 130.4
45966 Christiaan van Garderen		Porsche 944	Porsche Cup	19	<b>1:04:55.518</b>	3 Laps	76.4	6	<b>3:13.201</b> 130.5
46246 Jonke Jelgerhuis		ALFA	DTC	19	<b>1:05:34.945</b>	3 Laps	75.6	12	<b>3:08.159</b> 134.0
47902 Edwin Klooster		Porsche 944	Porsche Cup	19	<b>1:05:39.880</b>	3 Laps	75.5	12	<b>3:15.456</b> 129.0
48934 Robert Hackbarth		Porsche 944	Porsche Cup	19	<b>1:06:26.540</b>	3 Laps	74.6	19	<b>3:15.247</b> 129.1
49977 Jos Iske		Porsche 944	Porsche Cup	19	<b>1:06:46.376</b>	3 Laps	74.3	12	<b>3:11.373</b> 131.8
50236 Peter Koopman Gerard van Schaj		VW GOLF TDI	DTC	18	<b>1:04:29.108</b>	4 Laps	72.8	10	<b>3:12.798</b> 130.8
51919 Sander Roest		Porsche 944	Porsche Cup	18	<b>1:04:46.931</b>	4 Laps	72.5	14	<b>3:07.659</b> 134.4
52900 Marc Oostrum		Porsche 944	Porsche Cup	17	<b>58:12.340</b>	5 Laps	76.2	15	<b>3:12.574</b> 130.9
53988 Jan-Wim de Koekkoek			Porsche Cup	16	<b>53:24.954</b>	6 Laps	78.2	3	<b>3:04.800</b> 136.4
54 24 Jan Peter van Leeuwen		BMW E36 325i	Ooperon Cup	14	<b>44:36.881</b>	8 Laps	81.9	5	<b>3:00.235</b> 139.9
55 12 Maurice van Dijk		BMW E36 325i	Ooperon Cup	14	<b>46:11.980</b>	8 Laps	79.1	2	<b>3:08.610</b> 133.7
56905 Richard Buitendijk		Porsche 944 Turbo	Porsche Cup	12	<b>36:51.631</b>	10 Laps	85.0	12	<b>2:44.904</b> 152.9
57 69 Jan Barry Drenth		Zilhouette	Zilhouette Cup	12	<b>37:10.744</b>	10 Laps	84.2	4	<b>2:53.259</b> 145.5
58 98 Jack Hoekstra		Zilhouette	Zilhouette Cup	9	<b>27:44.867</b>	13 Laps	84.6	6	<b>3:00.914</b> 139.4
59 16 Henk van Dijk		BMW E36 325i	Ooperon Cup	9	<b>31:09.429</b>	13 Laps	75.4	4	<b>3:07.693</b> 134.3
60241 Dave Hopman Gigi Rikman		VW GOLF TDI	DTC	5	<b>30:02.995</b>	17 Laps	43.4	5	<b>3:25.080</b> 122.9
61202 Rianneke Dijkhuis		BMW 123 D	DTC	3	<b>10:56.356</b>	19 Laps	71.5	3	<b>3:12.063</b> 131.3
62136 Peter van der Ham		BMW E46 M3	DTC	2	<b>7:32.489</b>	20 Laps	69.2	2	<b>3:03.376</b> 137.5
63 9 Dimitri van der Spek		BMW E36 325i	Ooperon Cup	1	<b>3:07.849</b>	21 Laps	83.3		
64986 JeanPaul Hulsebos			Porsche Cup	1	<b>4:29.095</b>	21 Laps	58.2		



**ACNN**  
**SPA EURO RACE**  
**RACE 1 ((60' +1 lap))**

**Final Classification**

Drivers	Team	Vehicle	Class	Laps	Total Time	Gap	Kph	Best Lap	
								Lap	Time
<b>Not started</b>									
7		BMW E36 325i	Ooperon Cup						
8		BMW E36 325i	Ooperon Cup						
15		BMW E36 325i	Ooperon Cup						
39		BMW E36 325i	Ooperon Cup						
94		Zilhouette	Zilhouette Cup						
243		RENAULT CLIO	DTC						

**Pole Position**

**Fastest Lap**

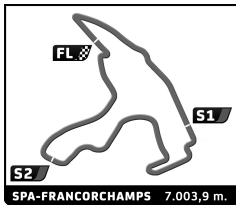
Lap 2	Rene Snel	<b>2:42.081</b>	155.6 Kph
-------	-----------	-----------------	-----------

25 SECONDS PENALTY TO CARS #236 AND #977 DUE TO OVERSPEEDING IN PIT LANE

Published at: .....

Track Status: **DRY**


<b>Stewards:</b>	<b>Timekeeper:</b>
------------------	--------------------



## ACNN SPA EURO RACE RACE 1

### Final Classification by Class

Nr. Drivers	Team	Car	Laps	Total Time	Gap	Mph	Best Lap	
							Lap	Time Mph
<b>DTC</b>								
1	103 R. Snel	BMW E36 M3	22	<b>1:03:26.017</b>		145.7	2	<b>2:42.081</b> 155.6
2	134 H. Oosten/Bijzitter	Zilhouette M3	22	<b>1:03:47.455</b>	+21.438	144.9	2	<b>2:42.593</b> 155.1
3	191 Z. Bralic	BMW E36 M3	22	<b>1:05:32.047</b>	+206.030	141.1	21	<b>2:46.371</b> 151.6
4	142 M. Dijkhuis	BMW E46 GTR	21	<b>1:04:12.831</b>	1 Laps	137.4	20	<b>2:51.362</b> 147.1
5	167 S. Jansen	BMW E36 M3	21	<b>1:04:17.534</b>	1 Laps	137.3	6	<b>2:51.276</b> 147.2
6	244 R. de Leeuw/de Vreede	BMW E36 325i	21	<b>1:05:16.975</b>	1 Laps	135.2	3	<b>2:52.693</b> 146.0
7	194 M. van der Lip	BMW E36 M3	21	<b>1:06:21.836</b>	1 Laps	133.0	3	<b>2:58.686</b> 141.1
8	205 W. Zijlstra	BMW E36 325i	20	<b>1:04:01.019</b>	2 Laps	131.3	15	<b>3:00.073</b> 140.0
9	102 M. Dijkhuis	BMW E90 M3	20	<b>1:04:12.614</b>	2 Laps	130.9	17	<b>2:59.714</b> 140.3
10	242 R. M de Weerd	VW GOLF TDI	20	<b>1:04:59.914</b>	2 Laps	129.3	13	<b>3:03.596</b> 137.3
11	127 J. van den Outenaar	BMW E36 325i	20	<b>1:05:15.497</b>	2 Laps	128.8	13	<b>3:02.061</b> 138.5
12	206 L. Gooshouwer	BMB COMPACT	20	<b>1:05:32.023</b>	2 Laps	128.3	18	<b>3:04.672</b> 136.5
13	246 J. Jelgerhuis	ALFA	19	<b>1:05:34.945</b>	3 Laps	121.7	12	<b>3:08.159</b> 134.0
14	236 P. Gerard van Schajik	VW GOLF TDI	18	<b>1:04:29.108</b>	4 Laps	117.3	10	<b>3:12.798</b> 130.8
15	241 D. Gigi Rikman	VW GOLF TDI	5	<b>30:02.995</b>	17 Laps	69.9	5	<b>3:25.080</b> 122.9
16	202 R. Dijkhuis	BMW 123 D	3	<b>10:56.356</b>	19 Laps	115.2	3	<b>3:12.063</b> 131.3
17	136 P. van der Ham	BMW E46 M3	2	<b>7:32.489</b>	20 Laps	111.4	2	<b>3:03.376</b> 137.5
<b>Not started</b>								
243	T.	RENAULT CLIO					22 Laps	0.0
<b>Ooperon Cup</b>								
1	11 M. Kruger/Kruger	BMW E36 325i	21	<b>1:05:17.456</b>		135.2	18	<b>3:00.014</b> 140.1
2	18 S. Kohler	BMW E36 325i	21	<b>1:05:48.727</b>	+31.271	134.1	8	<b>3:01.221</b> 139.1
3	38 W. Meendering	BMW E36 325i	21	<b>1:05:57.130</b>	+39.674	133.8	3	<b>3:01.347</b> 139.0
4	10 J. Boertien/Verswÿveren	BMW E36 325i	21	<b>1:06:15.354</b>	+57.898	133.2	5	<b>3:00.305</b> 139.8
5	40 L. Stiksma	BMW E36 325i	21	<b>1:06:26.740</b>	+109.284	132.8	16	<b>3:02.382</b> 138.2
6	31 Y. de Keuninck	BMW E36 325i	20	<b>1:03:32.135</b>	1 Laps	132.3	6	<b>3:01.335</b> 139.0
7	29 . Land/Land	BMW E36 325i	20	<b>1:03:44.959</b>	1 Laps	131.8	5	<b>3:01.854</b> 138.7
8	43 A. Bakker	BMW E36 325i	20	<b>1:03:46.988</b>	1 Laps	131.8	3	<b>3:03.591</b> 137.3
9	20 H. Dekens/Dekens	BMW E36 325i	20	<b>1:04:22.367</b>	1 Laps	130.6	9	<b>3:04.762</b> 136.5
10	57 H. Hoekstra	BMW E36 325i	20	<b>1:06:18.447</b>	1 Laps	126.8	2	<b>3:08.338</b> 133.9
11	74 C. Mik	BMW E36 325i	19	<b>1:04:11.585</b>	2 Laps	124.4	5	<b>3:08.503</b> 133.8
12	24 J. van Leeuwen	BMW E36 325i	14	<b>44:36.881</b>	7 Laps	131.9	5	<b>3:00.235</b> 139.9
13	12 M. van Dijk	BMW E36 325i	14	<b>46:11.980</b>	7 Laps	127.3	2	<b>3:08.610</b> 133.7
14	16 H. van Dijk	BMW E36 325i	9	<b>31:09.429</b>	12 Laps	121.4	4	<b>3:07.693</b> 134.3
15	9 D. van der Spek	BMW E36 325i	1	<b>3:07.849</b>	20 Laps	134.2		
<b>Not started</b>								
7	O. Hiemstra	BMW E36 325i					21 Laps	0.0
8	G. Klopstra	BMW E36 325i						0.0
15	R. van Loon	BMW E36 325i					21 Laps	0.0
39	B. Visser	BMW E36 325i						0.0
<b>Porsche Cup</b>								
1	936 G. Wijschenk	Porsche 968 Turbo	22	<b>1:05:20.039</b>		141.5	17	<b>2:46.223</b> 151.7
2	957 N. Steehouwer/Huisman		21	<b>1:04:24.668</b>	1 Laps	137.0	2	<b>2:53.918</b> 145.0
3	901 H. Verkerk	Porsche 968 Cl.Sp.	21	<b>1:04:37.482</b>	1 Laps	136.6	4	<b>2:54.131</b> 144.8
4	968 J. Heil		21	<b>1:06:07.790</b>	1 Laps	133.4	20	<b>2:58.101</b> 141.6
5	925 M. Braakman		20	<b>1:03:33.218</b>	2 Laps	132.2	2	<b>2:58.002</b> 141.7
6	975 P. van den Berg		20	<b>1:03:59.886</b>	2 Laps	131.3	13	<b>3:00.213</b> 139.9
7	907 R. van Rooijen		20	<b>1:04:23.304</b>	2 Laps	130.5	5	<b>3:00.085</b> 140.0
8	939 R. Sluiter	Porsche 944	20	<b>1:06:29.686</b>	2 Laps	126.4	16	<b>3:09.687</b> 132.9
9	993 E. Hesp	Porsche 944	19	<b>1:03:28.072</b>	3 Laps	125.8	18	<b>3:09.650</b> 133.0
10	915 W. Groenewoud	Porsche 944	19	<b>1:03:28.511</b>	3 Laps	125.8	18	<b>3:09.511</b> 133.0
11	908 R. Nooy	Porsche 944	19	<b>1:04:22.908</b>	3 Laps	124.0	9	<b>3:11.368</b> 131.8
12	930 H. Havik	Porsche 944	19	<b>1:04:44.099</b>	3 Laps	123.3	7	<b>3:13.415</b> 130.4
13	966 C. van Garderen	Porsche 944	19	<b>1:04:55.518</b>	3 Laps	123.0	6	<b>3:13.201</b> 130.5
14	902 E. Klooster	Porsche 944	19	<b>1:05:39.880</b>	3 Laps	121.6	12	<b>3:15.456</b> 129.0
15	934 R. Hackbarth	Porsche 944	19	<b>1:06:26.540</b>	3 Laps	120.2	19	<b>3:15.247</b> 129.1
16	977 J. Iske	Porsche 944	19	<b>1:06:46.376</b>	3 Laps	119.6	12	<b>3:11.373</b> 131.8
17	919 S. Roest	Porsche 944	18	<b>1:04:46.931</b>	4 Laps	116.8	14	<b>3:07.659</b> 134.4
18	900 M. Oostrum	Porsche 944	17	<b>58:12.340</b>	5 Laps	122.7	15	<b>3:12.574</b> 130.9
19	988 J. de Koekkoek		16	<b>53:24.954</b>	6 Laps	125.9	3	<b>3:04.800</b> 136.4
20	905 R. Buitendijk	Porsche 944 Turbo	12	<b>36:51.631</b>	10 Laps	136.8	12	<b>2:44.904</b> 152.9
21	986 J. Hulsebos		1	<b>4:29.095</b>	21 Laps	93.7		
<b>Zilhouette Cup</b>								



**ACNN**  
SPA EURO RACE  
RACE 1

Final Classification by Class

Nr. Drivers	Team	Car	Laps	Total Time	Gap	Mph	Best Lap	
							Lap	Time Mph
1 77 E. Geerts		Zilhouette	22	<b>1:05:43.371</b>		140.7	5	<b>2:51.182</b> 147.3
2 92 M. Hermans		Zilhouette	22	<b>1:05:45.708</b>	+2.337	140.6	9	<b>2:51.772</b> 146.8
3 50 J. Vos/Vos		Zilhouette	22	<b>1:06:14.909</b>	+31.538	139.6	9	<b>2:51.507</b> 147.0
4 95 R. Hannink		Zilhouette	22	<b>1:06:22.817</b>	+39.446	139.3	3	<b>2:53.054</b> 145.7
5 78 M. Wieringa		Zilhouette	21	<b>1:03:28.392</b>	1 Laps	139.0	19	<b>2:53.932</b> 145.0
6 96 M. van der Lyke		Zilhouette	21	<b>1:03:32.377</b>	1 Laps	138.9	21	<b>2:54.402</b> 144.6
7 73 J. den Hollander		Zilhouette	21	<b>1:04:53.399</b>	1 Laps	136.0	3	<b>2:56.329</b> 143.0
8 82 H. Sijsma/Schoonhoven		Zilhouette	20	<b>1:00:38.100</b>	2 Laps	138.6	18	<b>2:54.822</b> 144.2
9 93 C. Bergsma/de Jong		Zilhouette	20	<b>1:04:08.109</b>	2 Laps	131.0	4	<b>2:53.644</b> 145.2
10 69 J. Drenth		Zilhouette	12	<b>37:10.744</b>	10 Laps	135.6	4	<b>2:53.259</b> 145.5
11 98 J. Hoekstra		Zilhouette	9	<b>27:44.867</b>	13 Laps	136.3	6	<b>3:00.914</b> 139.4
<b>Not started</b>								
94 C. Broeren		Zilhouette			22 Laps	0.0		

25 SECONDS PENALTY TO CARS #236 AND #977 DUE TO OVERSPEEDING IN PIT LANE

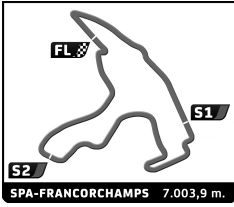
Published at: .....

Track Status: **DRY**

Stewards:

Timekeeper:






# ACNN SPA EURO RACE RACE 1

## Lap Chart


900	<b>61</b>	900	934	241
977	<b>62</b>	977	241	
934	<b>63</b>	934		
241	<b>64</b>	241		
15				
39				
94				
7				
243				
8				



# ACNN SPA EURO RACE RACE 1

## Best Sector Times

SECTOR 1			SECTOR 2			SECTOR 3			Pos	Team	Cl	Ideal Lap	Best Lap
Pos	Driver	Time	Driver	Time	Driver	Time	Pos						
1	103 R.Snel	45.216	134 H.Oosten/Bijzitter	1:13.654	134 H.Oosten/Bijzitter	41.750	1	134	DTC	2:41.765	2:42.593	(2)	
2	905 R.Buitendijk	45.282	936 G.Wijnschenk	1:15.512	905 R.Buitendijk	41.753	2	905	Porsche Cup	2:42.683	2:44.904	(3)	
3	936 G.Wijnschenk	45.836	191 Z.Bralic	1:15.604	191 Z.Bralic	42.655	3	936	Porsche Cup	2:44.190	2:46.223	(4)	
4	134 H.Oosten/Bijzitter	46.361	905 R.Buitendijk	1:15.648	936 G.Wijnschenk	42.842	4	191	DTC	2:45.727	2:46.371	(5)	
5	191 Z.Bralic	47.468	92 M.Hermans	1:16.331	142 M.Dijkhuis	43.659	5	142	DTC	2:50.218	2:51.362	(8)	
6	142 M.Dijkhuis	48.108	50 J.Vos/Vos	1:16.708	167 S.Jansen	43.710	6	167	DTC	2:50.421	2:51.276	(7)	
7	167 S.Jansen	48.357	69 J.Drenth	1:17.088	50 J.Vos/Vos	44.390	7	92	Zilhouette Cup	2:50.557	2:51.772	(10)	
8	244 R.de Leeuw/de Vreede	49.537	93 C.Bergsma/de Jonq	1:17.227	92 M.Hermans	44.442	8	50	Zilhouette Cup	2:51.240	2:51.507	(9)	
9	957 N.Stehouwer/Huisman	49.590	82 H.Sijtsma/Schoonhoven	1:17.337	244 R.de Leeuw/de Vreede	44.489	9	95	Zilhouette Cup	2:51.764	2:53.054	(12)	
10	901 H.Verkerk	49.663	95 R.Hannink	1:17.389	82 H.Sijtsma/Schoonhoven	44.516	10	244	DTC	2:51.980	2:52.693	(11)	
11	92 M.Hermans	49.784	96 M.van der Lyke	1:17.593	95 R.Hannink	44.531	11	69	Zilhouette Cup	2:52.696	2:53.259	(13)	
12	95 R.Hannink	49.844	244 R.de Leeuw/de Vreede	1:17.954	901 H.Verkerk	44.622	12	82	Zilhouette Cup	2:53.007	2:54.822	(19)	
13	50 J.Vos/Vos	50.142	78 M.Wieringa	1:18.008	957 N.Stehouwer/Huisman	44.694	13	93	Zilhouette Cup	2:53.075	2:53.644	(14)	
14	93 C.Bergsma/de Jonq	50.681	167 S.Jansen	1:18.354	69 J.Drenth	44.695	14	957	Porsche Cup	2:53.112	2:53.918	(15)	
15	78 M.Wieringa	50.866	142 M.Dijkhuis	1:18.451	78 M.Wieringa	44.786	15	901	Porsche Cup	2:53.280	2:54.131	(17)	
16	69 J.Drenth	50.913	957 N.Stehouwer/Huisman	1:18.828	96 M.van der Lyke	44.843	16	78	Zilhouette Cup	2:53.660	2:53.932	(16)	
17	194 M.van der Lip	50.963	901 H.Verkerk	1:18.995	93 C.Bergsma/de Jonq	45.167	17	96	Zilhouette Cup	2:53.690	2:54.402	(18)	
18	102 M.Dijkhuis	51.115	968 J.Heil	1:19.679	194 M.van der Lip	45.323	18	968	Porsche Cup	2:57.184	2:58.101	(22)	
19	82 H.Sijtsma/Schoonhoven	51.154	10 J.Boertien/Verschuiven	1:20.282	925 M.Braakman	45.531	19	925	Porsche Cup	2:57.532	2:58.002	(21)	
20	127 J.van den Outenaar	51.228	205 W.Zijlstra	1:20.576	968 J.Heil	45.830	20	194	DTC	2:58.381	2:58.686	(23)	
21	96 M.van der Lyke	51.254	925 M.Braakman	1:20.684	102 M.Dijkhuis	46.176	21	205	DTC	2:58.973	3:00.073	(26)	
22	925 M.Braakman	51.317	907 R.van Rooijen	1:20.769	98 J.Hoekstra	46.207	22	102	DTC	2:59.109	2:59.714	(24)	
23	907 R.van Rooijen	51.669	11 M.Kruger/Kruger	1:20.899	127 J.van den Outenaar	46.359	23	11	Ooperon Cup	2:59.198	3:00.014	(25)	
24	968 J.Heil	51.675	38 W.Meendering	1:21.059	11 M.Kruger/Kruger	46.392	24	907	Porsche Cup	2:59.315	3:00.085	(27)	
25	24 J.van Leeuwen	51.791	24 J.van Leeuwen	1:21.091	205 W.Zijlstra	46.472	25	98	Zilhouette Cup	2:59.539	3:00.914	(31)	
26	975 P.van den Berg	51.830	31 V.de Keuninck	1:21.165	975 P.van den Berg	46.476	26	24	Ooperon Cup	2:59.691	3:00.235	(29)	
27	11 M.Kruger/Kruger	51.907	98 J.Hoekstra	1:21.205	31 V.de Keuninck	46.778	27	975	Porsche Cup	2:59.824	3:00.213	(28)	
28	205 W.Zijlstra	51.925	18 S.Kohler	1:21.255	24 J.van Leeuwen	46.809	28	10	Ooperon Cup	2:59.828	3:00.305	(30)	
29	988 J.de Koekkoek	51.994	29 Land/Land	1:21.313	38 W.Meendering	46.845	29	31	Ooperon Cup	3:00.390	3:01.335	(33)	
30	98 J.Hoekstra	52.127	975 P.van den Berg	1:21.518	29 Land/Land	46.852	30	38	Ooperon Cup	3:00.527	3:01.347	(34)	
31	73 J.den Hollander	52.232	102 M.Dijkhuis	1:21.818	907 R.van Rooijen	46.877	31	29	Ooperon Cup	3:00.539	3:01.854	(35)	
32	206 L.Gooshouwer	52.308	194 M.van der Lip	1:22.095	9 D.van der Spek	46.910	32	18	Ooperon Cup	3:00.785	3:01.221	(32)	
33	29 Land/Land	52.374	43 A.Bakker	1:22.201	18 S.Kohler	46.939	33	127	DTC	3:01.050	3:02.061	(36)	
34	31 V.de Keuninck	52.447	136 P.van der Ham	1:22.262	10 J.Boertien/Verschuiven	46.984	34	9	Ooperon Cup	3:01.785			
35	9 D.van der Spek	52.555	9 D.van der Spek	1:22.320	43 A.Bakker	47.270	35	43	Ooperon Cup	3:02.668	3:03.591	(39)	
36	10 J.Boertien/Verschuiven	52.562	242 R.M de Weerd	1:22.580	242 R.M de Weerd	47.349	36	136	DTC	3:02.898	3:03.376	(38)	
37	18 S.Kohler	52.591	986 J.Hulsebos	1:22.585	246 J.Jelgerhuis	47.902	37	242	DTC	3:02.912	3:03.596	(40)	
38	136 P.van der Ham	52.606	919 S.Roest	1:23.332	136 P.van der Ham	48.030	38	919	Porsche Cup	3:06.739	3:07.659	(44)	
39	38 W.Meendering	52.623	127 J.van den Outenaar	1:23.463	12 M.van Dijk	48.306	39	16	Ooperon Cup	3:06.789	3:07.693	(45)	
40	40 L.Stiksma	52.735	16 H.van Dijk	1:23.525	919 S.Roest	48.341	40	246	DTC	3:07.154	3:08.159	(46)	
41	242 R.M de Weerd	52.983	246 J.Jelgerhuis	1:24.075	939 R.Sluis	48.395	41	57	Ooperon Cup	3:07.721	3:08.338	(47)	
42	43 A.Bakker	53.197	977 J.Iske	1:24.345	57 H.Hoekstra	48.484	42	12	Ooperon Cup	3:08.499	3:08.610	(49)	
43	20 H.Dekens/Dekens	53.582	900 M.Oostrum	1:24.428	915 W.Groenewoud	48.583	43	939	Porsche Cup	3:08.857	3:09.687	(52)	
44	16 H.van Dijk	54.163	908 R.Nooy	1:24.558	993 E.Hesp	48.877	44	915	Porsche Cup	3:09.044	3:09.511	(50)	
45	57 H.Hoekstra	54.598	993 E.Hesp	1:24.590	16 H.van Dijk	49.101	45	993	Porsche Cup	3:09.108	3:09.650	(51)	
46	74 C.Mik	54.707	57 H.Hoekstra	1:24.639	908 R.Nooy	49.115	46	908	Porsche Cup	3:09.938	3:11.368	(53)	
47	919 S.Roest	55.066	915 W.Groenewoud	1:24.688	977 J.Iske	49.478	47	977	Porsche Cup	3:10.005	3:11.373	(54)	
48	246 J.Jelgerhuis	55.177	12 M.van Dijk	1:24.835	902 E.Klooster	49.663	48	900	Porsche Cup	3:10.726	3:12.574	(56)	
49	12 M.van Dijk	55.358	939 R.Sluis	1:24.974	930 H.Havik	49.734	49	930	Porsche Cup	3:11.957	3:13.415	(59)	
50	939 R.Sluis	55.488	236 P.Gerard van Schajik	1:25.755	202 R.Dijkhuis	49.741	50	202	DTC	3:12.062	3:12.063	(55)	
51	993 E.Hesp	55.641	202 R.Dijkhuis	1:25.844	934 R.Hackbarth	49.939	51	236	DTC	3:12.169	3:12.798	(57)	
52	915 W.Groenewoud	55.773	930 H.Havik	1:25.864	900 M.Oostrum	50.080	52	902	Porsche Cup	3:13.662	3:15.456	(61)	
53	966 C.van Garderen	55.952	902 E.Klooster	1:26.228	236 P.Gerard van Schajik	50.165	53	934	Porsche Cup	3:14.712	3:15.247	(60)	
54	977 J.Iske	56.182	934 R.Hackbarth	1:28.253	241 D.Gigi Rikman	53.441	54	241	DTC	3:24.501	3:25.080	(62)	
55	900 M.Oostrum	56.218	241 D.Gigi Rikman	1:31.329	986 J.Hulsebos	59.547	55	40	Ooperon Cup	0:00.000	3:02.382	(37)	




## ACNN SPA EURO RACE After RACE 1

Event maximum speed

Team	Car	Class	Driver	Top Speed	Lap	Session
905	Porsche 944 Turbo	Porsche Cup	Richard Buitendijk	248.3	10	RACE 1
103	BMW E36 M3	DTC	Rene Snel	228.3	5	RACE 1
134	Zilhouette M3	DTC	Hielke/Sipke Oosten/Bijzitter	225.9	16	RACE 1
936	Porsche 968 Turbo	Porsche Cup	Gideon Wijschenk	225.0	19	RACE 1
191	BMW E36 M3	DTC	Zlatko Bralic	220.9	9	RACE 1
901	Porsche 968 Cl.Sp.	Porsche Cup	Harry en Patrick Verkerk	214.7	9	RACE 1
194	BMW E36 M3	DTC	Marcel van der Lip	213.9	7	RACE 1
957		Porsche Cup	NiekJan Steehouwer/Huisman	213.9	12	RACE 1
244	BMW E36 325i	DTC	Rogier de Leeuw/de Vreede	213.4	5	QUALIFYING
167	BMW E36 M3	DTC	Sjef Jansen	211.8	10	RACE 1
127	BMW E36 325i	DTC	Jacob van den Outenaar	211.4	16	RACE 1
925		Porsche Cup	Marco Braakman	208.1	18	RACE 1
142	BMW E46 GTR	DTC	Marc Dijkhuis	207.7	15	RACE 1
988		Porsche Cup	Jan-Wim de Koekkoek	207.3	2	RACE 1
50	Zilhouette	Zilhouette Cup	Jan Joyce Vos/Vos	204.9	8	RACE 1
907		Porsche Cup	Ruud van Rooijen	203.4	5	QUALIFYING
95	Zilhouette	Zilhouette Cup	Raymond Hannink	203.0	4	RACE 1
92	Zilhouette	Zilhouette Cup	Michael Hermans	202.6	3	RACE 1
96	Zilhouette	Zilhouette Cup	Marcel van der Lyke	202.6	12	RACE 1
206	BMB COMPACT	DTC	Lawwrens Gooshouwer	202.2	19	RACE 1
968		Porsche Cup	Johan Heil	202.2	11	RACE 1
975		Porsche Cup	Patrick van den Berg	201.1	14	RACE 1
98	Zilhouette	Zilhouette Cup	Jack Hoekstra	200.7	2	RACE 1
18	BMW E36 325i	Ooperon Cup	Sander Kohler	199.6	10	RACE 1
205	BMW E36 325i	DTC	Wolter Zijlstra	199.6	6	QUALIFYING
78	Zilhouette	Zilhouette Cup	Mark Wieringa	199.6	8	RACE 1
9	BMW E36 325i	Ooperon Cup	Dimitri van der Spek	199.6	2	RACE 1
69	Zilhouette	Zilhouette Cup	Jan Barry Drenth	198.9	7	RACE 1
93	Zilhouette	Zilhouette Cup	Carljin Bergsma/de Jong	198.5	4	RACE 1
82	Zilhouette	Zilhouette Cup	Henk/Marcel Sijtsma/Schoonhoven	198.2	5	RACE 1
29	BMW E36 325i	Ooperon Cup	Land/Land	197.1	5	RACE 1
40	BMW E36 325i	Ooperon Cup	Lekkerkerker Stikma	197.1	17	RACE 1
24	BMW E36 325i	Ooperon Cup	Jan Peter van Leeuwen	196.7	8	RACE 1
11	BMW E36 325i	Ooperon Cup	Mathieu Kruger/Kruger	196.4	9	RACE 1
102	BMW E90 M3	DTC	Marloes Dijkhuis	195.3	17	RACE 1
986		Porsche Cup	JeanPaul Hulsebos	195.3	1	RACE 1
31	BMW E36 325i	Ooperon Cup	Van Olst de Keuninck	194.9	2	RACE 1
10	BMW E36 325i	Ooperon Cup	Jorn Boertien/Verswijveren	194.6	9	RACE 1
57	BMW E36 325i	Ooperon Cup	Hans Hoekstra	193.5	14	RACE 1
38	BMW E36 325i	Ooperon Cup	Wiegers Meendering	193.2	8	RACE 1
73	Zilhouette	Zilhouette Cup	John den Hollander	193.2	11	RACE 1
74	BMW E36 325i	Ooperon Cup	Caspers Mik	192.5	7	RACE 1
43	BMW E36 325i	Ooperon Cup	Arnold Bakker	191.8	3	RACE 1
20	BMW E36 325i	Ooperon Cup	Harold Dekens/Dekens	191.5	10	RACE 1
12	BMW E36 325i	Ooperon Cup	Maurice van Dijk	190.8	14	RACE 1
16	BMW E36 325i	Ooperon Cup	Henk van Dijk	190.1	7	RACE 1
242	VW GOLF TDI	DTC	Robert den Engelman M de Weerd	187.8	20	RACE 1
246	ALFA	DTC	Jonke Jelgerhuis	187.5	4	QUALIFYING
939	Porsche 944	Porsche Cup	Rudy Sluiter	187.5	5	QUALIFYING
908	Porsche 944	Porsche Cup	Ruben Nooy	186.5	12	RACE 1
993	Porsche 944	Porsche Cup	Eric Hesp	186.5	19	RACE 1
202	BMW 123 D	DTC	Rianneke Dijkhuis	185.9	5	QUALIFYING
930	Porsche 944	Porsche Cup	Huib Havik	185.2	10	RACE 1
915	Porsche 944	Porsche Cup	Wilbert Groenewoud	184.6	19	RACE 1
919	Porsche 944	Porsche Cup	Sander Roest	184.3	7	QUALIFYING
966	Porsche 944	Porsche Cup	Christiaan van Garderen	183.4	7	RACE 1
900	Porsche 944	Porsche Cup	Marc Oostrum	183.1	7	RACE 1






**ACNN**  
**SPA EURO RACE**  
**After RACE 1**

Event maximum speed

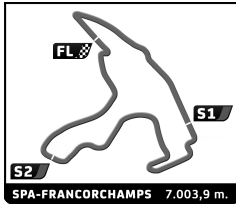
Team	Car	Class	Driver	Top Speed	Lap	Session
977	Porsche 944	Porsche Cup	<b>Jos Iske</b>	<b>182.7</b>	11	RACE 1
934	Porsche 944	Porsche Cup	<b>Robert Hackbarth</b>	<b>180.3</b>	11	RACE 1
77	Zilhouette	Zilhouette Cup	<b>Erik Geerts</b>	<b>179.1</b>	8	FREE PRACTICE
236	VW GOLF TDI	DTC	<i>Peter Koopman Gerard van Schajik</i>	<b>177.9</b>	4	QUALIFYING
234	VW GOLF TDI	DTC	<b>Gert-Jan Zanting</b>	<b>177.3</b>	5	QUALIFYING
902	Porsche 944	Porsche Cup	<b>Edwin Klooster</b>	<b>175.3</b>	9	QUALIFYING
136	BMW E46 M3	DTC	<b>Peter van der Ham</b>	<b>173.6</b>	3	RACE 1
241	VW GOLF TDI	DTC	<i>Dave Hopman Gigi Rikman</i>	<b>161.2</b>	6	RACE 1
15	BMW E36 325i	Ooperon Cup	<b>Ronald van Loon</b>	<b>159.5</b>	4	FREE PRACTICE
94	Zilhouette	Zilhouette Cup	<b>Carlo Broeren</b>	<b>125.7</b>	1	FREE PRACTICE



**ACNN**  
SPA EURO RACE  
RACE 1

Leader Sequence

Nr	Team	Car	Start Lap	End Lap	Laps	Total Laps
<b>DTC</b>						
134		Zilhouette M3	1	4	4	4
103		BMW E36 M3	5	5	1	1
134		Zilhouette M3	6	6	1	5
103		BMW E36 M3	7	7	1	2
134		Zilhouette M3	8	10	3	8
103		BMW E36 M3	11	22	12	14
<b>Ooperon Cup</b>						
10		BMW E36 325i	1	7	7	7
24		BMW E36 325i	8	8	1	1
10		BMW E36 325i	9	9	1	8
38		BMW E36 325i	10	12	3	3
11		BMW E36 325i	13	21	9	9
<b>Porsche Cup</b>						
905		Porsche 944 Turbo	1	12	12	12
936		Porsche 968 Turbo	13	22	10	10
<b>Zilhouette Cup</b>						
77		Zilhouette	1	9	9	9
50		Zilhouette	10	12	3	3
77		Zilhouette	13	22	10	19




**ACNN**  
SPA EURO RACE  
RACE 1

Fastest Lap Sequence

Practice Time	Team	Car	Class	Driver	Time	Kph	
5:50.389	77	Zilhouette	Zilhouette	<b>Erik Geerts</b>	<b>2:51.955</b>	146.6	2
6:37.365	134	Zilhouette M3	DTC	Hielke/Sipke Oosten/Bijzitter	<b>2:42.593</b>	155.1	2
6:37.517	103	BMW E36 M3	DTC	<b>Rene Snel</b>	<b>2:42.081</b>	155.6	2





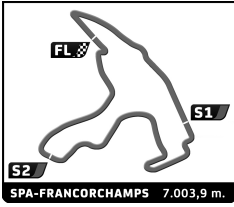


# ACNN SPA EURO RACE RACE 1

Analysis by lap

Lapped

Nr	Lap Time	Gap	Nr	Lap Time	Gap	Nr	Lap Time	Gap	Nr	Lap Time	Gap	Nr	Lap Time	Gap			
966	3:17.007	1 Lap	905	4:44.487	1 Lap	919	3:08.672	2 Laps	919	3:23.611	1 Lap	901	2:57.725	2:31.341	901	2:57.725	2:31.341
40	3:05.303	2:16.793	82	4:25.253	1 Lap	73	3:00.275	1 Lap	901	2:56.954	3:51.381	988	3:07.948	1 Lap	988	3:07.948	1 Lap
242	4:36.257	1 Lap	40	3:17.004	1 Lap	244	4:23.238	1 Lap	957	2:54.470	3:52.548	142	2:53.218	2:38.916	142	2:53.218	2:38.916
95	4:20.572	2:23.958	127	3:04.425	2 Laps	167	4:35.024	1 Lap	939	3:12.212	1 Lap	11	3:00.556	2:42.453	11	3:00.556	2:42.453
142	3:07.057	2:24.807	96	2:58.931	1 Lap	988	3:07.186	2 Laps	11	3:00.759	3:59.662						
78	2:56.734	2:27.812	966	3:29.089	2 Laps	939	4:30.471	2 Laps	142	2:53.652	4:03.463						
127	4:51.031	1 Lap	206	4:32.939	2 Laps	901	2:56.010	1 Lap	993	3:09.984	1 Lap	<b>Lap 15</b>					
16	5:29.077	1 Lap	936	4:17.659	1 Lap	993	3:11.248	2 Laps	18	3:02.205	4:10.127	103	2:47.382				
96	4:15.630	2:36.942	919	4:31.119	2 Laps	957	2:55.228	1 Lap	38	4:29.749	4:10.320	939	3:12.918	2 Laps			
43	3:19.808	2:39.089	73	3:00.618	1 Lap	11	3:00.972	1 Lap	915	3:11.172	1 Lap	18	3:02.422	1 Lap			
			988	3:06.705	2 Laps	915	3:11.403	2 Laps	31	3:06.836	4:16.469	134	2:46.858	9.352			
			993	3:10.248	2 Laps	18	4:24.405	1 Lap	24	3:01.231	4:16.977	38	3:05.401	1 Lap			
			915	4:33.137	2 Laps	31	4:31.763	1 Lap				993	3:11.710	2 Laps			
			11	4:26.227	1 Lap	142	2:56.162	1 Lap				915	3:10.971	2 Laps			
			901	4:25.032	1 Lap	74	3:12.411	2 Laps				24	3:15.700	1 Lap			
			957	2:56.850	1 Lap	24	3:04.183	1 Lap				93	3:13.331	1 Lap			
			74	4:50.640	2 Laps	908	3:12.057	2 Laps				31	3:27.107	1 Lap			
			908	3:16.781	2 Laps	29	4:31.557	1 Lap				29	3:16.078	1 Lap			
			50	3:10.490	1:04.081	93	3:16.192	1 Lap				74	3:20.421	2 Laps			
			93	3:12.856	1 Lap	102	3:14.424	1 Lap				10	3:08.699	1 Lap			
			102	3:04.722	1 Lap	977	3:12.795	2 Laps				908	3:21.563	2 Laps			
			977	3:12.606	2 Laps	930	4:35.432	2 Laps				40	3:10.269	1 Lap			
			24	3:01.387	1 Lap	40	4:30.969	1 Lap				77	2:53.218	46.001			
			142	4:17.946	1 Lap	10	3:03.828	1 Lap				968	3:09.191	1 Lap			
			246	3:21.095	2 Laps	134	2:48.075	1:41.966				43	3:07.283	1 Lap			
			10	5:03.935	1 Lap	900	4:42.162	2 Laps				194	3:05.694	1 Lap			
			43	4:36.109	1 Lap	968	2:58.895	1 Lap				930	3:18.518	2 Laps			
			902	3:17.165	2 Laps	966	4:41.809	2 Laps				92	2:56.911	1:00.609			
			968	2:59.734	1 Lap	43	3:04.117	1 Lap				977	3:38.770	2 Laps			
			20	4:31.117	1 Lap	194	3:02.627	1 Lap				50	2:58.726	1:11.944			
			134	4:26.938	1:53.427	20	3:10.905	1 Lap				966	3:15.604	2 Laps			
			194	3:00.930	1 Lap	77	2:51.593	2:02.809				20	3:11.178	1 Lap			
			77	2:52.911	2:10.752	902	3:24.965	2 Laps				975	3:06.095	1 Lap			
			975	4:25.620	1 Lap	975	3:01.030	1 Lap				925	3:00.874	1 Lap			
			92	2:54.307	2:22.318	92	2:53.733	2:16.515				95	2:55.809	1:32.369			
			236	3:12.798	2 Laps	50	4:15.159	2:19.704				936	2:48.817	1:32.531			
			925	5:05.844	1 Lap	925	2:59.430	1 Lap				191	2:50.229	1:38.764			
			57	3:10.783	1 Lap	236	3:12.833	2 Laps				902	3:17.507	2 Laps			
			12	3:09.367	1 Lap	907	3:04.148	1 Lap				78	2:58.779	1:41.505			
			907	4:28.709	1 Lap	205	3:00.688	1 Lap				205	3:00.612	1 Lap			
			38	3:12.149	2:40.107	12	3:10.328	1 Lap				907	3:04.518	1 Lap			
			205	3:02.075	1 Lap	57	3:11.755	1 Lap				96	2:56.599	1:47.786			
			905	2:44.904	2:46.963	95	2:56.081	2:45.975				82	2:55.652	1:48.505			
			934	3:19.181	2 Laps	78	2:57.361	2:49.025				102	3:04.414	1 Lap			
			95	2:58.860	2:49.430	246	4:28.958	2 Laps				236	3:16.491	2 Laps			
			78	2:56.901	2:51.200	936	2:50.027	2:57.484				12	3:10.132	1 Lap			
						96	2:56.557	2:59.019				57	3:11.128	1 Lap			
						82	2:57.870	2:59.402				242	3:06.414	1 Lap			
						191	2:47.788	3:04.472				246	3:12.941	2 Laps			
						934	3:19.266	2 Laps				127	3:03.749	1 Lap			
						242	3:03.772	1 Lap				167	2:55.869	2:19.374			
						127	3:03.031	1 Lap				73	3:00.571	2:28.519			
						206	3:05.640	1 Lap				206	3:05.123	1 Lap			
						73	3:00.022	3:29.952				934	3:18.138	2 Laps			
						167	2:56.800	3:35.335				957	2:54.860	2:37.971			
						244	3:05.864	3:43.647				142	2:58.527	2:42.486			
						988	3:07.963	1 Lap				901	2:51.504	2:43.038			




# ACNN SPA EURO RACE RACE 1

Analysis by lap

Lapped

Nr	Lap Time	Gap	Nr	Lap Time	Gap	Nr	Lap Time	Gap	Nr	Lap Time	Gap	Nr	Lap Time	Gap
<b>Lap 16</b>			934	3:17.055	3 Laps	934	3:16.602	3 Laps	934	3:17.329	3 Laps	977	3:14.099	3 Laps
103	2:44.454		244	3:06.104	1 Lap	977	3:15.582	3 Laps	977	3:15.526	3 Laps	191	2:47.932	1:55.688
244	3:05.781	1 Lap	236	3:56.100	3 Laps	988	3:06.338	2 Laps	38	3:05.282	1 Lap	934	3:18.610	3 Laps
134	2:45.002	9.900	11	3:00.648	1 Lap	18	3:03.669	1 Lap	92	2:55.986	1:41.935	10	3:02.436	1 Lap
11	3:02.618	1 Lap	977	4:49.941	3 Laps	38	3:06.336	1 Lap	936	2:48.275	1:42.991	939	3:10.399	2 Laps
988	3:10.140	2 Laps	988	3:08.331	2 Laps	77	2:53.650	1:09.559	939	3:10.173	2 Laps	968	2:59.394	1 Lap
18	3:02.319	1 Lap	18	3:04.068	1 Lap	939	3:09.687	2 Laps	191	2:51.917	1:53.733	40	3:05.021	1 Lap
38	3:06.681	1 Lap	38	3:05.213	1 Lap	993	3:10.722	2 Laps	10	3:03.346	1 Lap	993	3:09.650	2 Laps
939	3:12.391	2 Laps	939	3:10.824	2 Laps	92	2:55.733	1:28.487	993	3:12.813	2 Laps	915	3:09.511	2 Laps
993	3:10.525	2 Laps	993	3:10.677	2 Laps	915	3:10.604	2 Laps	915	3:10.115	2 Laps	194	2:59.407	1 Lap
915	3:10.065	2 Laps	77	2:52.635	1:00.194	10	3:01.460	1 Lap	968	3:01.668	1 Lap	50	2:57.529	2:20.315
77	2:57.611	59.158	915	3:09.819	2 Laps	40	3:03.573	1 Lap	40	3:05.144	1 Lap	31	3:05.175	1 Lap
93	3:08.937	1 Lap	10	3:02.638	1 Lap	936	2:50.866	1:37.254	194	3:01.190	1 Lap	95	2:55.874	2:29.442
31	3:10.549	1 Lap	92	2:55.789	1:17.039	968	3:01.186	1 Lap	50	2:58.971	2:08.763	78	2:56.099	2:34.676
10	3:06.569	1 Lap	40	3:02.382	1 Lap	31	3:06.840	1 Lap	31	3:08.052	1 Lap	925	3:00.167	1 Lap
40	3:05.850	1 Lap	31	3:07.780	1 Lap	191	2:49.985	1:44.354	29	3:08.188	1 Lap	29	3:07.953	1 Lap
29	3:14.565	1 Lap	93	3:11.551	1 Lap	236	4:08.409	3 Laps	95	2:57.683	2:19.545	96	2:58.349	2:39.771
92	2:56.694	1:12.849	968	2:59.300	1 Lap	194	3:01.081	1 Lap	236	3:17.364	3 Laps	82	2:58.711	2:39.896
74	3:17.522	2 Laps	29	3:09.430	1 Lap	29	3:09.390	1 Lap	925	2:59.957	1 Lap	<b>Lap 21</b>		
968	3:08.332	1 Lap	936	2:46.223	1:30.673	50	3:00.481	1:52.330	43	3:06.891	1 Lap	103	2:42.940	
908	3:17.831	2 Laps	194	3:00.973	1 Lap	93	3:21.091	1 Lap	78	2:53.932	2:24.554	43	3:06.668	2 Laps
43	3:07.492	1 Lap	74	3:11.532	2 Laps	43	3:05.865	1 Lap	82	2:54.839	2:27.162	236	3:16.457	4 Laps
194	3:06.100	1 Lap	50	2:59.193	1:36.134	74	3:13.372	2 Laps	96	2:55.428	2:27.399	975	3:05.608	2 Laps
50	3:01.050	1:28.540	43	3:08.137	1 Lap	925	3:00.180	1 Lap	93	3:14.147	1 Lap	93	3:14.052	2 Laps
930	3:18.433	2 Laps	191	2:49.306	1:38.654	95	2:56.705	2:04.400	74	3:15.025	2 Laps	93	3:14.052	2 Laps
936	2:47.972	1:36.049	908	3:15.008	2 Laps	908	3:12.674	2 Laps	975	3:04.058	1 Lap	205	3:01.648	2 Laps
900	3:14.231	2 Laps	925	3:01.214	1 Lap	78	2:56.647	2:13.160	908	3:14.908	2 Laps	74	3:12.187	3 Laps
925	3:03.923	1 Lap	95	2:57.753	1:51.980	96	2:55.122	2:14.509	205	3:00.375	1 Lap	134	2:46.367	19.747
975	3:07.531	1 Lap	975	3:06.192	1 Lap	82	2:54.822	2:14.861				908	3:13.226	3 Laps
191	2:46.637	1:40.947	930	3:16.367	2 Laps	975	3:04.738	1 Lap	<b>Lap 20</b>			102	3:01.588	2 Laps
20	3:13.053	1 Lap	900	3:12.574	2 Laps	20	3:08.101	1 Lap	103	2:45.977		20	3:10.427	2 Laps
95	2:57.911	1:45.826	20	3:08.401	1 Lap	20	3:02.118	1 Lap	20	3:07.790	2 Laps	167	2:55.784	1 Lap
966	3:18.417	2 Laps	78	2:58.490	2:00.798	900	3:14.091	2 Laps	102	3:01.047	2 Laps	142	2:51.362	1 Lap
78	2:56.856	1:53.907	96	2:56.413	2:03.672	930	3:15.417	2 Laps	900	3:13.385	3 Laps	907	3:05.903	2 Laps
205	3:00.073	1 Lap	82	2:56.736	2:04.324	102	2:59.714	1 Lap	907	3:03.503	2 Laps	930	3:14.550	3 Laps
96	2:55.526	1:58.858	205	3:02.268	1 Lap	907	3:03.770	1 Lap	930	3:13.753	3 Laps	957	2:55.519	1 Lap
82	2:55.136	1:59.187	966	3:16.652	2 Laps	966	3:14.006	2 Laps	134	2:45.680	16.320	919	3:08.460	4 Laps
907	3:05.325	1 Lap	907	3:03.593	1 Lap	<b>Lap 19</b>			167	2:56.187	1 Lap	901	2:56.856	1 Lap
919	8:12.074	3 Laps	102	3:02.154	1 Lap	103	2:42.538		142	2:53.014	1 Lap	966	3:14.968	3 Laps
102	3:02.215	1 Lap	919	3:07.659	3 Laps	919	3:07.660	4 Laps	966	3:14.968	3 Laps	919	3:08.206	4 Laps
902	3:20.748	2 Laps	167	2:57.761	2:43.732	167	2:54.450	1 Lap	919	3:08.206	4 Laps	957	2:55.408	1 Lap
57	3:10.691	1 Lap	<b>Lap 18</b>			134	2:48.066	16.617	901	2:57.820	1 Lap	901	2:57.820	1 Lap
167	3:02.650	2:37.570	103	2:44.285		142	2:52.555	1 Lap	73	3:02.437	1 Lap	73	3:02.437	1 Lap
242	3:12.704	1 Lap	902	3:19.146	3 Laps	957	2:56.738	1 Lap	242	3:03.738	2 Laps	242	3:03.738	2 Laps
127	3:11.068	1 Lap	57	3:11.527	2 Laps	73	3:04.032	1 Lap	902	3:16.023	3 Laps	902	3:16.023	3 Laps
246	3:13.670	2 Laps	142	2:54.065	1 Lap	57	2:57.213	1 Lap	57	3:20.200	2 Laps	57	3:20.200	2 Laps
73	3:01.656	2:45.721	134	2:49.419	11.089	57	3:10.672	2 Laps	127	3:18.879	2 Laps	127	3:18.879	2 Laps
957	2:58.034	2:51.551	73	3:01.386	1 Lap	242	3:04.302	2 Laps	206	3:04.672	2 Laps	206	3:04.672	2 Laps
<b>Lap 17</b>			127	3:05.997	2 Laps	902	3:17.201	3 Laps	244	3:02.405	1 Lap	244	3:02.405	1 Lap
103	2:51.599		957	2:57.410	1 Lap	127	3:07.028	2 Laps	11	3:00.926	1 Lap	11	3:00.926	1 Lap
142	2:54.082	1 Lap	242	3:09.004	2 Laps	246	3:10.792	3 Laps	246	3:13.781	3 Laps	246	3:13.781	3 Laps
901	2:59.469	1 Lap	246	3:11.794	3 Laps	206	3:05.294	2 Laps	77	2:56.081	1:31.108	77	2:56.081	1:31.108
134	2:47.654	5.955	901	2:57.658	1 Lap	244	2:59.982	1 Lap	18	3:03.367	1 Lap	18	3:03.367	1 Lap
206	3:08.938	2 Laps	206	3:04.995	2 Laps	11	3:00.014	1 Lap	936	2:48.775	1:45.789	936	2:48.775	1:45.789
			244	3:02.281	1 Lap	18	3:05.091	1 Lap	38	3:04.677	1 Lap	38	3:04.677	1 Lap
			11	3:00.440	1 Lap	77	2:53.983	1:21.004	92	2:57.239	1:53.197	92	2:57.239	1:53.197



**ACNN**  
**SPA EURO RACE**  
**RACE 1**

Analysis by lap


■ Lapped

Nr	Lap Time	Gap	Nr	Lap Time	Gap	Nr	Lap Time	Gap	Nr	Lap Time	Gap	Nr	Lap Time	Gap
10	3:02.931	1 Lap	939	3:09.920	2 Laps									
50	2:56.807	2:34.182												
194	3:00.878	1 Lap												
939	3:10.443	2 Laps												
40	3:05.556	1 Lap												
95	2:55.708	2:42.210												

**Lap 22**

103	2:44.873	
993	3:10.538	3 Laps
78	2:55.512	1 Lap
915	3:10.687	3 Laps
31	3:05.959	2 Laps
96	2:54.402	1 Lap
925	2:59.205	2 Laps
29	3:07.147	2 Laps
43	3:05.249	2 Laps
134	2:46.564	21.438
975	3:04.966	2 Laps
205	3:03.169	2 Laps
236	3:15.788	4 Laps
93	3:11.901	2 Laps
74	3:11.382	3 Laps
102	3:01.457	2 Laps
142	2:55.364	1 Lap
167	3:01.977	1 Lap
20	3:10.262	2 Laps
908	3:15.581	3 Laps
907	3:04.614	2 Laps
957	2:54.237	1 Lap
901	2:56.629	1 Lap
930	3:16.104	3 Laps
919	3:08.426	4 Laps
73	3:03.108	1 Lap
966	3:13.758	3 Laps
242	3:04.162	2 Laps
127	3:02.350	2 Laps
244	3:02.661	1 Lap
11	3:03.007	1 Lap
936	2:48.640	1:54.022
206	3:15.699	2 Laps
191	2:51.784	2:06.030
246	3:10.851	3 Laps
902	3:17.694	3 Laps
77	3:07.540	2:17.354
92	2:58.955	2:19.691
18	3:07.080	1 Lap
38	3:05.472	1 Lap
968	2:59.811	1 Lap
50	2:59.583	2:48.892
10	3:03.845	1 Lap
57	3:31.082	2 Laps
977	3:14.293	3 Laps
194	3:03.002	1 Lap
95	2:59.463	2:56.800
934	3:15.247	3 Laps
40	3:04.987	1 Lap






# ACNN SPA EURO RACE RACE 1

## Sector Analysis

										Personal Best		Session Best		B Crossing the finish line in pit lane	
Lap	D	Time	Sector 1	Sector 2	Sector 3	T. Spd	Elapsed	Lap	D	Time	Sector 1	Sector 2	Sector 3	T. Spd	Elapsed
<b>9</b>		1.Dimitri van der Spek		BMW E36 325i		Ooperon Cup									
1	1	3:07.849	58.619	1:22.320	46.910	195.3	3:07.849								
<b>10</b>		1.Jorn Boertien/Verswyverer		BMW E36 325i		Ooperon Cup									
1	1	3:07.615	58.851	1:21.596	47.168	188.8	3:07.615								
2	1	3:00.736	52.848	1:20.632	47.256	191.2	6:08.351								
3	1	3:01.235	52.892	1:21.359	46.984	188.8	9:09.586								
4	1	3:01.664	52.783	1:20.282	48.599	188.8	12:11.250								
5	1	3:00.305	52.642	1:20.449	47.214	192.5	15:11.555								
6	1	3:00.988	53.278	1:20.404	47.306	191.2	18:12.543								
7	1	3:01.000	52.685	1:20.379	47.936	191.5	21:13.543								
8	1	3:06.941	52.706	1:21.729	52.506	192.9	24:20.484								
9	1	3:01.098	52.562	1:21.342	47.194	194.6	27:21.582								
10	1	3:11.855 B	54.346	1:21.200	56.309	184.0	30:33.437								
11	1	5:03.935	2:53.289	1:23.033	47.613	188.5	35:37.372								
12	1	3:03.828	54.070	1:22.390	47.368	188.5	38:41.200								
13	1	3:02.230	52.814	1:22.125	47.291	191.5	41:43.430								
14	1	3:08.699	53.650	1:24.289	50.760	189.8	44:52.129								
15	1	3:06.569	56.202	1:23.000	47.367	186.5	47:58.698								
16	1	3:02.638	53.936	1:21.556	47.146	188.5	51:01.336								
17	1	3:01.460	52.873	1:21.390	47.197	192.2	54:02.796								
18	1	3:03.346	52.606	1:21.852	48.888	190.5	57:06.142								
19	1	3:02.436	53.212	1:21.734	47.490	188.5	1:00:08.578								
20	1	3:02.931	53.298	1:22.086	47.547	186.9	1:03:11.509								
21	1	3:03.845	53.129	1:22.830	47.886	188.5	1:06:15.354								
<b>11</b>		1.Mathieu Kruger/Kruger		BMW E36 325i		Ooperon Cup									
1	1	3:08.283	59.541	1:21.775	46.967	188.8	3:08.283								
2	1	3:00.696	52.446	1:21.348	46.902	195.3	6:08.979								
3	1	3:00.774	51.981	1:22.091	46.702	195.3	9:09.753								
4	1	3:01.991	52.614	1:21.963	47.414	177.0	12:11.744								
5	1	3:00.193	52.269	1:21.175	46.749	185.9	15:11.937								
6	1	3:01.148	53.199	1:20.920	47.029	189.1	18:13.085								
7	1	3:04.201	52.299	1:20.899	51.003	180.9	21:17.286								
8	1	3:02.454	53.822	1:21.677	46.955	194.9	24:19.740								
9	1	3:02.235	52.490	1:23.062	46.683	196.4	27:21.975								
10	1	3:13.933 B	54.194	1:21.709	58.030	174.5	30:35.908								
11	1	4:26.227	2:13.349	1:26.056	46.822	176.5	35:02.135								
12	1	3:00.972	52.631	1:21.495	46.846	195.3	38:03.107								
13	1	3:00.759	52.777	1:21.418	46.564	193.5	41:03.866								
14	1	3:00.556	52.508	1:21.656	46.392	193.5	44:04.422								
15	1	3:02.618	52.406	1:23.318	46.894	195.7	47:07.040								
16	1	3:00.648	52.002	1:21.533	47.113	195.7	50:07.688								
17	1	3:00.440	52.066	1:21.582	46.792	194.2	53:08.128								
18	1	3:00.014	51.907	1:21.711	46.396	194.6	56:08.142								
19	1	3:00.926	51.971	1:21.790	47.165	194.6	59:09.068								
20	1	3:05.381	54.040	1:23.450	47.891	192.2	1:02:14.449								
21	1	3:03.007	52.101	1:22.975	47.931	191.2	1:05:17.456								
<b>12</b>		1.Maurice van Dijk		BMW E36 325i		Ooperon Cup									
1	1	3:18.921	1:03.946			172.5	3:18.921								
<b>16</b>		1.Henk van Dijk		BMW E36 325i		Ooperon Cup									
1	1	3:22.214	1:05.141			182.7	3:22.214								
2	1	3:08.089	55.129			187.5	6:30.303								
3	1	3:07.971	54.301	1:24.557	49.113	177.9	9:38.274								
4	1	3:07.693	54.163	1:23.525	50.005	186.9	12:45.967								
5	1	3:12.422	56.620	1:26.320	49.482	180.3	15:58.389								
6	1	3:13.103	58.073	1:24.464	50.566	181.5	19:11.492								
7	1	3:10.368	55.667	1:25.600	49.101	190.1	22:21.860								
8	1	3:18.492 B	54.689	1:24.971	58.832	188.8	25:40.352								
9	1	5:29.077 B	2:17.179			177.9	31:09.429								
<b>18</b>		1.Sander Kohler		BMW E36 325i		Ooperon Cup									
1	1	3:11.846	1:00.950	1:23.116	47.780	191.2	3:11.846								
2	1	3:02.936	53.317	1:21.773	47.846	197.8	6:14.782								
3	1	3:02.683	53.843	1:21.302	47.538	197.8	9:17.465								
4	1	3:02.955	52.974	1:22.381	47.600	196.7	12:20.420								
5	1	3:02.960	53.341	1:22.680	46.939	196.7	15:23.380								
6	1	3:02.124	53.836	1:21.255	47.033	196.0	18:25.504								
7	1	3:02.358	53.630	1:21.398	47.330	194.9	21:27.862								
8	1	3:01.221	52.591	1:21.326	47.304	192.9	24:29.083								
9	1	3:02.539	53.062	1:22.374	47.103	195.7	27:31.622								
10	1	3:02.960	52.697	1:22.154	48.109	199.6	30:34.582								
11	1	3:13.139 B	54.294	1:22.204	56.641	193.9	33:47.721								
12	1	4:24.405	2:14.706	1:22.600	47.099	197.1	38:12.126								
13	1	3:02.205	53.155	1:22.079	46.971	196.0	41:14.331								
14	1	3:02.422	52.996	1:22.028	47.398	195.7	44:16.753								
15	1	3:02.319	53.031	1:21.937	47.351	194.9	47:19.072								
16	1	3:04.068	53.056	1:23.358	47.654	176.5	50:23.140								
17	1	3:03.669	53.272	1:22.515	47.882	193.5	53:26.809								
18	1	3:05.091	53.591	1:23.845	47.655	194.9	56:31.900								
19	1	3:03.367	53.816	1:22.062	47.489	192.9	59:35.267								
20	1	3:06.380	53.685	1:24.348	48.347	184.3	1:02:41.647								
21	1	3:07.080	53.791	1:24.991	48.298	193.9	1:05:48.727								
<b>20</b>		1.Harold Dekens/Dekens		BMW E36 325i		Ooperon Cup									
1	1	3:16.043	1:02.764			183.7	3:16.043								
2	1	3:05.926	54.305			189.5	6:21.969								
3	1	3:05.172	53.912			188.8	9:27.141								
4	1	3:07.924	53.702			187.2	12:35.065								




# ACNN SPA EURO RACE RACE 1

## Sector Analysis

■ Personal Best   
 ■ Session Best   
 ■ Crossing the finish line in pit lane

Lap	D	Time	Sector 1	Sector 2	Sector 3	T. Spd	Elapsed	Lap	D	Time	Sector 1	Sector 2	Sector 3	T. Spd	Elapsed
<div style="display: flex; justify-content: space-between; align-items: center;"> <div style="border: 1px solid black; padding: 2px;"><b>24</b></div> <div>1. Jan Peter van Leeuwen</div> <div style="text-align: right;">BMW E36 325i Ooperon Cup</div> </div>															
5	1	3:05.950	53.679			187.8	15:41.015								
6	1	3:07.236	55.121			190.5	18:48.251								
7	1	3:05.435	53.970			191.2	21:53.686								
8	1	3:05.850	53.778			190.5	24:59.536								
9	1	<span style="color: green;">3:04.762</span>	54.174			189.5	28:04.298								
10	1	3:19.299 <span style="color: blue;">B</span>	<span style="color: green;">53.582</span>			191.5	31:23.597								
11	1	4:31.117	2:17.955			186.5	35:54.714								
12	1	3:10.905	56.854			185.2	39:05.619								
13	1	3:07.536	54.202			190.5	42:13.155								
14	1	3:11.178	54.492			190.1	45:24.333								
15	1	3:13.053	56.978			180.9	48:37.386								
16	1	3:08.401	54.628			190.1	51:45.787								
17	1	3:08.101	54.818			190.5	54:53.888								
18	1	3:07.790	54.547			184.6	58:01.678								
19	1	3:10.427	55.274			186.2	1:01:12.105								
20	1	3:10.262	54.060			188.8	1:04:22.367								
<div style="display: flex; justify-content: space-between; align-items: center;"> <div style="border: 1px solid black; padding: 2px;"><b>31</b></div> <div>1. Van Olst de Keuninck</div> <div style="text-align: right;">BMW E36 325i Ooperon Cup</div> </div>															
1	1	3:11.619	1:01.314	1:23.171	47.134	190.1	3:11.619								
2	1	3:03.551	53.850	1:21.775	47.926	194.9	6:15.170								
3	1	3:02.960	53.886	1:21.324	47.750	194.9	9:18.130								
4	1	3:01.370	<span style="color: green;">52.447</span>	1:21.633	47.290	193.9	12:19.500								
5	1	3:02.018	53.128	1:21.677	47.213	189.5	15:21.518								
6	1	<span style="color: green;">3:01.335</span>	53.137	<span style="color: green;">1:21.165</span>	47.033	189.5	18:22.853								
7	1	3:01.462	52.743	1:21.645	47.074	192.5	21:24.315								
8	1	3:01.865	52.937	1:21.565	47.363	193.5	24:26.180								
9	1	3:02.148	53.017	1:21.684	47.447	193.2	27:28.328								
10	1	3:03.554	53.923	1:22.853	<span style="color: green;">46.778</span>	188.8	30:31.882								
11	1	3:10.192 <span style="color: blue;">B</span>	53.142	1:21.498	55.552	190.8	33:42.074								
12	1	4:31.763	2:18.967	1:24.495	48.301	184.6	38:13.837								
13	1	3:06.836	55.237	1:23.681	47.918	185.9	41:20.673								
14	1	3:27.107	1:11.637	1:24.778	50.692	183.7	44:47.780								
15	1	3:10.549	57.433	1:25.045	48.071	191.5	47:58.329								
16	1	3:07.780	54.623	1:25.017	48.140	184.3	51:06.109								
17	1	3:06.840	54.243	1:24.665	47.932	187.8	54:12.949								
18	1	3:08.052	55.285	1:23.784	48.983	184.3	57:21.001								
19	1	3:05.175	54.547	1:22.600	48.028	186.2	1:00:26.176								
20	1	3:05.959	54.064	1:24.389	47.506	189.8	1:03:32.135								
<div style="display: flex; justify-content: space-between; align-items: center;"> <div style="border: 1px solid black; padding: 2px;"><b>38</b></div> <div>1. Wiegiers Meendering</div> <div style="text-align: right;">BMW E36 325i Ooperon Cup</div> </div>															
1	1	3:09.390	59.518	1:22.556	47.316	190.1	3:09.390								
2	1	3:03.604	53.539	1:22.962	47.103	192.5	6:12.994								
3	1	<span style="color: green;">3:01.347</span>	53.146	1:21.356	<span style="color: green;">46.845</span>	190.5	9:14.341								
4	1	3:02.316	53.287	1:21.751	47.278	190.5	12:16.657								
5	1	3:02.024	<span style="color: green;">52.623</span>	1:21.520	47.881	192.2	15:18.681								
6	1	3:02.223	52.809	1:21.764	47.650	190.5	18:20.904								
7	1	3:02.148	53.253	1:21.543	47.352	189.8	21:23.052								
8	1	3:02.346	53.280	1:21.924	47.142	193.2	24:25.398								
9	1	3:01.858	53.386	1:21.094	47.378	189.8	27:27.256								
10	1	3:03.533	53.915	1:22.738	46.880	189.8	30:30.789								
11	1	3:01.837	53.202	<span style="color: green;">1:21.059</span>	47.576	191.2	33:32.626								
12	1	3:12.149 <span style="color: blue;">B</span>	52.778	1:23.764	55.607	191.8	36:44.775								
13	1	4:29.749	2:17.428	1:23.827	48.494	177.0	41:14.524								
14	1	3:05.401	53.692	1:23.558	48.151	179.7	44:19.925								
15	1	3:06.681	53.647	1:25.230	47.804	175.9	47:26.606								
16	1	3:05.213	53.881	1:23.488	47.844	177.3	50:31.819								
17	1	3:06.336	55.113	1:23.099	48.124	173.9	53:38.155								
18	1	3:05.282	54.240	1:23.156	47.886	179.4	56:43.437								
19	1	3:04.677	52.853	1:24.049	47.775	182.4	59:48.114								
20	1	3:03.544	53.409	1:22.660	47.475	172.2	1:02:51.658								
21	1	3:05.472	53.582	1:24.259	47.631	173.6	1:05:57.130								
<div style="display: flex; justify-content: space-between; align-items: center;"> <div style="border: 1px solid black; padding: 2px;"><b>40</b></div> <div>1. Lekkerkerker Stikma</div> <div style="text-align: right;">BMW E36 325i Ooperon Cup</div> </div>															
1	1	3:12.974	1:01.397			181.2	3:12.974								
2	1	3:03.652	54.043			185.9	6:16.626								
3	1	3:03.412	54.165			189.1	9:20.038								
4	1	3:04.159	54.196			189.8	12:24.197								
5	1	3:03.263	54.344			186.5	15:27.460								
6	1	3:04.531	54.266			186.2	18:31.991								
7	1	3:05.019	54.206			186.5	21:37.010								





## ACNN SPA EURO RACE RACE 1


### Sector Analysis

■ Personal Best   
 ■ Session Best   
 ■ Crossing the finish line in pit lane

Lap	D	Time	Sector 1	Sector 2	Sector 3	T. Spd	Elapsed	Lap	D	Time	Sector 1	Sector 2	Sector 3	T. Spd	Elapsed
11	1	3:00.618	53.237			193.2	34:33.859	22	1	3:07.540					1:05:43.371
12	1	3:00.275	53.297			189.8	37:34.134	<b>78</b> 1. Mark Wieringa Zilhouette Zilhouette Cup							
13	1	3:00.022	53.065			192.2	40:34.156	1	1	3:04.264	55.789	1:23.208	45.267	184.3	3:04.264
14	1	3:03.143	52.668			183.4	43:37.299	2	1	2:55.497	51.318	1:19.241	44.938	196.4	5:59.761
15	1	3:00.571	53.026			192.5	46:37.870	3	1	2:56.802	51.255	1:20.476	45.071	196.0	8:56.563
16	1	3:01.656	52.587			182.1	49:39.526	4	1	2:56.275	51.191	1:18.950	46.134	196.7	11:52.838
17	1	3:01.386	52.449			188.5	52:40.912	5	1	2:55.618	51.321	1:18.127	46.170	195.7	14:48.456
18	1	3:04.032	52.373			188.8	55:44.944	6	1	2:57.699	51.949	1:19.695	46.055	199.3	17:46.155
19	1	3:02.437	53.689			190.5	58:47.381	7	1	2:56.517	51.523	1:20.058	44.936	193.5	20:42.672
20	1	3:02.910	52.694			190.8	1:01:50.291	8	1	3:05.430 <b>B</b>	50.866	1:19.163	55.401	199.6	23:48.102
21	1	3:03.108	53.002			188.8	1:04:53.399	9	1	4:18.076	2:11.993	1:20.869	45.214	188.5	28:06.178
<b>74</b> 1. Caspers Mik BMW E36 325i Ooperon Cup															
1	1	3:21.427	1:04.616			178.8	3:21.427	10	1	2:56.734	51.769	1:19.233	45.732	199.6	31:02.912
2	1	3:17.594	55.983			175.0	6:39.021	11	1	2:56.055	51.255	1:19.686	45.114	190.8	33:58.967
3	1	3:28.187 <b>B</b>	57.027			173.1	10:07.208	12	1	2:56.901	51.527	1:20.199	45.175	189.5	36:55.868
4	1	4:06.273	1:48.964			176.2	14:13.481	13	1	2:57.361	52.925	1:19.272	45.164	194.2	39:53.229
5	1	<b>3:08.503</b>	54.970			189.1	17:21.984	14	1	2:58.848	52.419	1:20.407	46.022	175.3	42:52.077
6	1	3:10.502	54.712			191.2	20:32.486	15	1	2:58.779	51.965	1:20.995	45.819	196.0	45:50.856
7	1	3:12.562	<b>54.707</b>			192.5	23:45.048	16	1	2:56.856	51.415	1:20.115	45.326	194.2	48:47.712
8	1	3:10.477	55.356			185.6	26:55.525	17	1	2:58.490	51.701	1:21.681	45.108	184.3	51:46.202
9	1	3:21.284 <b>B</b>	56.059			186.2	30:16.809	18	1	2:56.647	51.905	1:19.487	45.255	196.0	54:42.849
10	1	4:50.640	2:29.770			174.5	35:07.449	19	1	<b>2:53.932</b>	51.138	<b>1:18.008</b>	<b>44.786</b>	196.4	57:36.781
11	1	3:12.411	54.984			175.9	38:19.860	20	1	2:56.099	51.603	1:19.144	45.352	194.2	1:00:32.880
12	1	3:10.284	56.358			185.6	41:30.144	21	1	2:55.512	51.001	1:18.767	45.744	194.9	1:03:28.392
13	1	3:20.421	56.598			175.9	44:50.565	<b>82</b> 1. Henk/Marcel Sijsma/Schc Zilhouette Zilhouette Cup							
14	1	3:17.522	59.261			155.4	48:08.087	1	1	3:02.721	55.782	1:21.004	45.935	183.7	3:02.721
15	1	3:11.532	55.317			179.1	51:19.619	2	1	2:58.663	52.579	1:20.534	45.550	196.7	6:01.384
16	1	3:13.372	54.959			179.4	54:32.991	3	1	2:55.704	51.814	1:18.579	45.311	196.4	8:57.088
17	1	3:15.025	56.457			185.2	57:48.016	4	1	2:56.712	52.445	1:17.885	46.382	193.9	11:53.800
18	1	3:12.187	56.670			174.8	1:01:00.203	5	1	2:55.755	<b>51.154</b>	1:17.673	46.928	198.2	14:49.555
19	1	3:11.382	55.136			151.5	1:04:11.585	6	1	2:56.121	52.957	<b>1:17.337</b>	45.827	197.1	17:45.676
<b>77</b> 1. Erik Geerts Zilhouette Zilhouette Cup															
1	1	2:58.434					2:58.434	7	1	2:55.669	51.583	1:18.609	45.477	196.7	20:41.345
2	1	2:51.955					5:50.389	8	1	2:58.772	52.193	1:20.981	45.598	193.5	23:40.117
3	1	2:51.716					8:42.105	9	1	2:55.007	51.860	1:17.876	45.271	194.2	26:35.124
4	1	2:51.770					11:33.875	10	1	3:08.169 <b>B</b>	52.087	1:20.172	55.910	192.2	29:43.293
5	1	<b>2:51.182</b>					14:25.057	11	1	4:25.253	2:16.441	1:21.915	46.897	191.5	34:08.546
6	1	2:53.182					17:18.239	12	1	2:57.190	53.465	1:18.378	45.347	191.5	37:05.736
7	1	2:52.020					20:10.259	13	1	2:57.870	52.750	1:19.117	46.003	182.4	40:03.606
8	1	2:52.793					23:03.052	14	1	2:58.598	53.126	1:17.517	47.955	190.5	43:02.204
9	1	3:04.652 <b>B</b>					26:07.704	15	1	2:55.652	51.254	1:19.505	44.893	192.5	45:57.856
10	1	4:19.046					30:26.750	16	1	2:55.136	52.491	1:18.129	<b>44.516</b>	183.1	48:52.992
11	1	2:55.759					33:22.509	17	1	2:56.736	51.296	1:20.733	44.707	190.5	51:49.728
12	1	2:52.911					36:15.420	18	1	<b>2:54.822</b>	51.560	1:18.445	44.817	196.4	54:44.550
13	1	2:51.593					39:07.013	19	1	2:54.839	51.161	1:18.205	45.473	193.2	57:39.389
14	1	2:55.121					42:02.134	20	1	2:58.711	52.325	1:20.863	45.523	194.2	1:00:38.100
15	1	2:53.218					44:55.352	<b>92</b> 1. Michael Hermans Zilhouette Zilhouette Cup							
16	1	2:57.611					47:52.963	1	1	3:03.716	56.172	1:21.789	45.755	183.4	3:03.716
17	1	2:52.635					50:45.598	2	1	2:53.251	51.670	1:17.106	44.475	196.0	5:56.967
18	1	2:53.650					53:39.248	3	1	2:54.683	50.660	1:18.505	45.518	202.6	8:51.650
19	1	2:53.983					56:33.231	4	1	2:52.665	50.122	1:17.805	44.738	201.5	11:44.315
20	1	2:56.081					59:29.312	5	1	2:52.347	<b>49.784</b>	1:18.121	<b>44.442</b>	197.1	14:36.662
21	1	3:06.519					1:02:35.831								







# ACNN SPA EURO RACE RACE 1

## Sector Analysis

■ Personal Best 
 ■ Session Best 
 ■ Crossing the finish line in pit lane

Lap	D	Time	Sector 1	Sector 2	Sector 3	T. Spd	Elapsed	Lap	D	Time	Sector 1	Sector 2	Sector 3	T. Spd	Elapsed
<b>167</b>	1. Sjeff Jansen							BMW E36 M3 DTC							
1	1	4:05.069	2:00.204	1:20.193	44.672	207.3	4:05.069	6	1	3:03.062	55.016	1:22.383	45.663	179.1	19:17.665
2	1	2:52.383	48.677	1:19.265	44.441	207.3	6:57.452	7	1	3:01.402	52.319	1:22.726	46.357	213.9	22:19.067
3	1	2:52.866	48.368	1:19.282	45.216	206.1	9:50.318	8	1	3:01.513	53.224	1:22.693	45.596	209.3	25:20.580
4	1	2:53.647	48.709	1:19.304	45.634	205.7	12:43.965	9	1	3:15.179 <b>B</b>	52.089	1:26.231	56.859	206.5	28:35.759
5	1	2:51.417	49.203	<b>1:18.354</b>	43.860	205.3	15:35.382	10	1	4:23.530	2:14.504	1:22.866	46.160	197.1	32:59.289
6	1	<b>2:51.276</b>	49.167	1:18.367	43.742	204.2	18:26.658	11	1	3:00.930	51.275	1:23.626	46.029	211.4	36:00.219
7	1	2:53.805	50.672	1:19.141	43.992	209.3	21:20.463	12	1	3:02.627	51.598	1:24.736	46.293	209.7	39:02.846
8	1	2:52.976	49.495	1:19.224	44.257	201.1	24:13.439	13	1	3:00.665	52.236	1:22.671	45.758	210.5	42:03.511
9	1	2:51.414	<b>48.357</b>	1:19.347	<b>43.710</b>	208.5	27:04.853	14	1	3:05.694	52.252	1:24.289	49.153	206.9	45:09.205
10	1	2:54.395	48.781	1:20.295	45.319	211.8	29:59.248	15	1	3:06.100	53.838	1:25.848	46.414	195.7	48:15.305
11	1	3:08.467 <b>B</b>	49.895	1:19.631	58.941	205.3	33:07.715	16	1	3:00.973	51.859	1:23.290	45.824	210.5	51:16.278
12	1	4:35.024	2:27.890	1:20.954	46.180	203.4	37:42.739	17	1	3:01.081	50.991	1:23.940	46.150	179.4	54:17.359
13	1	2:56.800	51.860	1:20.524	44.416	202.2	40:39.539	18	1	3:01.190	51.764	1:23.221	46.205	207.7	57:18.549
14	1	2:53.317	49.044	1:19.925	44.348	211.4	43:32.856	19	1	2:59.407	51.488	1:22.342	45.577	205.7	1:00:17.956
15	1	2:55.869	51.699	1:20.060	44.110	193.9	46:28.725	20	1	3:00.878	<b>50.963</b>	1:23.817	46.098	213.4	1:03:18.834
16	1	3:02.650	49.545	1:25.266	47.839	178.2	49:31.375	21	1	3:03.002	51.617	1:24.214	47.171	202.6	1:06:21.836
17	1	2:57.761	50.803	1:20.817	46.141	196.4	52:29.136								
18	1	2:54.450	49.484	1:20.461	44.505	189.8	55:23.586								
19	1	2:56.187	49.363	1:22.102	44.722	198.5	58:19.773								
20	1	2:55.784	49.823	1:20.365	45.596	196.7	1:01:15.557								
21	1	3:01.977	49.582	1:26.807	45.588	193.9	1:04:17.534								
<b>202</b>	1. Rianneke Dijkhuis							BMW 123 D DTC							
1	1	4:30.511	2:12.977	1:27.133	50.401	181.2	4:30.511								
2	1	3:13.782	56.798	1:27.243	<b>49.741</b>	179.4	7:44.293								
3	1	<b>3:12.063</b>	<b>56.477</b>	<b>1:25.844</b>	49.742	173.6	10:56.356								
<b>205</b>	1. Wolter Zijlstra							BMW E36 325i DTC							
1	1	4:23.315	2:08.822	1:24.774	49.719	173.4	4:23.315								
2	1	3:05.275	53.714	1:23.571	47.990	191.8	7:28.590								
3	1	3:05.014	54.318	1:22.925	47.771	193.2	10:33.604								
4	1	3:00.557	52.417	1:20.901	47.239	196.4	13:34.161								
5	1	3:01.195	53.263	1:20.800	47.132	193.5	16:35.356								
6	1	3:06.330	56.936	1:21.590	47.804	191.5	19:41.686								
7	1	3:09.982	54.112	1:27.531	48.339	193.9	22:51.668								
8	1	3:03.567	53.489	1:22.121	47.957	179.1	25:55.235								
9	1	3:20.675 <b>B</b>	53.783	1:22.899	1:03.993	190.1	29:15.910								
10	1	4:30.526	2:19.902	1:22.693	47.931	183.7	33:46.436								
11	1	3:02.075	53.459	1:21.408	47.208	191.5	36:48.511								
12	1	3:00.688	52.810	<b>1:20.576</b>	47.302	196.0	39:49.199								
13	1	3:01.557	52.550	1:21.716	47.291	194.9	42:50.756								
14	1	3:00.612	52.350	1:21.034	47.228	197.4	45:51.368								
15	1	<b>3:00.073</b>	52.349	1:21.252	<b>46.472</b>	192.9	48:51.441								
16	1	3:02.268	<b>51.925</b>	1:23.840	46.503	197.4	51:53.709								
17	1	3:02.118	52.228	1:22.959	46.931	198.9	54:55.827								
18	1	3:00.375	52.509	1:21.358	46.508	195.7	57:56.202								
19	1	3:01.648	52.971	1:21.535	47.142	192.9	1:00:57.850								
20	1	3:03.169	52.725	1:23.248	47.196	192.2	1:04:01.019								
<b>206</b>	1. Lawwrens Gooshouwer							BMB COMPACT DTC							
1	1	4:21.919	2:07.111			195.3	4:21.919								
2	1	3:06.292	53.074			193.9	7:28.211								
3	1	3:13.287	55.114			175.9	10:41.498								
4	1	3:07.426	54.651			172.2	13:48.924								
5	1	3:15.675	54.428			179.7	17:04.599								
6	1	3:07.598	53.937			187.8	20:12.197								
7	1	3:06.857	53.244			191.2	23:19.054								
8	1	3:09.235	54.732			185.6	26:28.289								
<b>194</b>	1. Marcel van der Lip							BMW E36 M3 DTC							
1	1	4:14.028	2:04.230	1:23.462	46.336	204.5	4:14.028								
2	1	3:01.427	51.962	1:22.511	46.954	205.3	7:15.455								
3	1	<b>2:58.686</b>	51.268	<b>1:22.095</b>	<b>45.323</b>	209.3	10:14.141								
4	1	3:00.050	51.205	1:23.189	45.656	207.7	13:14.191								
5	1	3:00.412	51.994	1:22.577	45.841	208.1	16:14.603								














# ACNN SPA EURO RACE RACE 1


## Sector Analysis

■ Personal Best   
 ■ Session Best   
 ■ Crossing the finish line in pit lane

Lap	D	Time	Sector 1	Sector 2	Sector 3	T. Spd	Elapsed	Lap	D	Time	Sector 1	Sector 2	Sector 3	T. Spd	Elapsed	
7	1	3:00.401	51.959	1:21.285	47.157	199.3	22:16.794	17	1	3:14.099	57.353	1:26.125	50.621	172.0	59:53.544	
8	1	2:58.336	52.433	1:19.856	46.047	199.6	25:15.130	18	1	3:13.539	56.182	1:26.663	50.694	174.2	1:03:07.083	
9	1	3:11.845	B	52.162	1:19.779	59.904	200.0	28:26.975	19	1	3:14.293	57.846	1:26.415	50.032	171.4	1:06:21.376
10	1	4:26.166	2:20.279	1:19.679	46.208	195.7	32:53.141	<div style="border: 1px solid black; padding: 5px; margin-bottom: 5px;"> <b>986</b> 1. JeanPaul Hulsebos Porsche Cup            1 1 4:29.095 <span style="background-color: blue;">B</span> 2:06.963 <span style="background-color: green;">1:22.585</span> <span style="background-color: green;">59.547</span> 195.3 4:29.095         </div> <div style="border: 1px solid black; padding: 5px;"> <b>988</b> 1. Jan-Wim de Koekoek Porsche Cup            1 1 4:32.452 2:14.335 190.5 4:32.452            2 1 3:07.594 53.897 207.3 7:40.046            3 1 <span style="background-color: green;">3:04.800</span> <span style="background-color: green;">51.994</span> 197.4 10:44.846            4 1 3:05.886 53.238 173.6 13:50.732            5 1 3:08.288 53.262 182.4 16:59.020            6 1 3:07.493 53.740 198.9 20:06.513            7 1 3:20.281 <span style="background-color: blue;">B</span> 54.260 186.5 23:26.794            8 1 4:54.089 2:42.187 205.7 28:20.883            9 1 3:09.460 53.921 176.8 31:30.343            10 1 3:06.705 52.982 185.9 34:37.048            11 1 3:07.186 52.797 202.6 37:44.234            12 1 3:07.963 53.290 198.9 40:52.197            13 1 3:07.948 53.037 185.9 44:00.145            14 1 3:10.140 54.077 198.2 47:10.285            15 1 3:08.331 52.769 198.9 50:18.616            16 1 3:06.338 53.208 202.2 53:24.954         </div>								
11	1	2:59.734	52.538	1:20.874	46.322	202.2	35:52.875									
12	1	2:58.895	51.795	1:21.168	45.932	198.9	38:51.770									
13	1	2:59.037	52.296	1:19.991	46.750	192.5	41:50.807									
14	1	3:09.191	52.676	1:21.305	55.210	185.6	44:59.998									
15	1	2:58.332	57.339	1:22.559	48.434	175.6	48:08.330									
16	1	2:59.300	52.449	1:20.156	46.695	195.3	51:07.630									
17	1	3:01.186	52.611	1:21.511	47.064	193.9	54:08.816									
18	1	3:01.668	52.032	1:22.373	47.263	200.7	57:10.484									
19	1	2:59.394	52.711	1:20.209	46.474	197.4	1:00:09.878									
20	1	2:58.101	52.077	1:20.194	45.830	190.5	1:03:07.979									
21	1	2:59.811	52.709	1:20.254	46.848	192.9	1:06:07.790									

<div style="border: 1px solid black; padding: 5px; display: inline-block;"> <b>975</b> 1. Patrick van den Berg Porsche Cup         </div>							
1	1	4:15.966	2:04.189	1:23.947	47.830	194.9	4:15.966
2	1	3:05.110	53.295	1:23.722	48.093	194.2	7:21.076
3	1	3:03.267	52.860	1:23.296	47.111	190.5	10:24.343
4	1	3:03.383	52.487	1:23.886	47.010	186.9	13:27.726
5	1	3:01.320	52.132	1:22.590	46.598	197.4	16:29.046
6	1	3:03.062	53.483	1:22.624	46.955	192.9	19:32.108
7	1	3:04.873	52.267	1:24.839	47.767	196.0	22:36.981
8	1	3:03.223	52.653	1:23.034	47.536	192.5	25:40.204
9	1	3:01.148	51.848	1:22.824	46.476	196.7	28:41.352
10	1	3:12.483	B	52.243	1:22.367	57.873	31:53.835
11	1	4:25.620	2:15.571	1:23.119	46.930	199.6	36:19.455
12	1	3:01.030	51.937	1:22.425	46.668	198.9	39:20.485
13	1	3:00.213	51.959	1:21.518	46.736	198.9	42:20.698
14	1	3:06.095	51.830	1:23.058	51.207	201.1	45:26.793
15	1	3:07.531	53.851	1:25.403	48.277	179.1	48:34.324
16	1	3:06.192	53.032	1:25.402	47.758	188.8	51:40.516
17	1	3:04.738	52.753	1:23.903	48.082	194.6	54:45.254
18	1	3:04.058	52.009	1:24.193	47.856	197.4	57:49.312
19	1	3:05.608	53.942	1:23.800	47.866	190.8	1:00:54.920
20	1	3:04.966	52.220	1:25.414	47.332	195.3	1:03:59.886

<div style="border: 1px solid black; padding: 5px; display: inline-block;"> <b>977</b> 1. Jos Iske Porsche 944 Porsche Cup         </div>							
1	1	4:38.306	2:18.284	1:28.135	51.887	167.2	4:38.306
2	1	3:14.581	57.884	1:26.630	50.067	170.3	7:52.887
3	1	3:12.795	56.802	1:24.345	51.648	176.5	11:05.682
4	1	3:13.729	56.714	1:25.441	51.574	179.7	14:19.411
5	1	3:16.708	58.764	1:26.201	51.743	172.0	17:36.119
6	1	3:12.754	57.496	1:25.252	50.006	177.9	20:48.873
7	1	3:11.422	56.645	1:25.077	49.700	177.0	24:00.295
8	1	3:23.537	B	57.224	1:25.071	1:01.242	27:23.832
9	1	4:39.020	2:22.829	1:26.001	50.190	179.1	32:02.852
10	1	3:12.606	58.060	1:24.952	49.594	176.5	35:15.458
11	1	3:12.795	56.850	1:25.550	50.395	182.7	38:28.253
12	1	3:11.373	56.461	1:25.434	49.478	178.2	41:39.626
13	1	3:38.770	B	58.103	1:27.985	1:12.682	45:18.396
14	1	4:49.941	2:29.795	1:28.041	52.105	170.1	50:08.337
15	1	3:15.582	57.341	1:27.224	51.017	179.1	53:23.919
16	1	3:15.526	58.114	1:27.311	50.101	172.8	56:39.445



**ACNN**  
**SPA EURO RACE**  
**RACE 2 First Group (60' + 1 lap)**


**Starting Grid**

			9	Dimitri van der Spek
Henk van Dijk	16	- 13 -		
			12	Maurice van Dijk
Jan Peter van Leeuwen	24	- 12 -		
			74	Caspers Mik
Hans Hoekstra	57	- 11 -		
			20	Harold Dekens/Dekens
Arnold Bakker	43	- 10 -		
			29	Land/Land
Van Olst de Keuninck	31	- 9 -		
			40	Lekkerkerker Stiksma
Jorn Boertien/Verswĳveren	10	- 8 -		
			38	Wiegers Meendering
Sander Kohler	18	- 7 -		
			11	Mathieu Kruger/Kruger
Jack Hoekstra	98	- 6 -		
			77	Erik Geerts
Michael Hermans	92	- 5 -		
			82	Henk/Marcel Sijma/Schoonhoven
John den Hollander	73	- 4 -		
			50	Jan Joyce Vos/Vos
Raymond Hannink	95	- 3 -		
			78	Mark Wieringa
Marcel van der Lyke	96	- 2 -		
			93	Carlijn Bergsma/de Jong
Jan Barry Drenth	69	- 1 -		

**Pole**

Stewards:


Timekeeper:



**ACNN**  
**SPA EURO RACE**  
**RACE 2 Second Group (60' +1 lap)**

**Starting Grid**

NiekJan Steehouwer/Huisman	957	- 19 -	136	Peter van der Ham
Rianneke Dijkhuis	202	- 18 -	241	Dave Hopman Gigi Rikman
Gideon Wiinschenk	936	- 17 -	900	Marc Oostrum
Sander Roest	919	- 16 -	236	Peter Koopman Gerard van Schajk
Jos Iske	977	- 15 -	939	Rudy Sluiter
Eric Hesp	993	- 14 -	246	Jonke Jelgerhuis
Wilbert Groenewoud	915	- 13 -	908	Ruben Nooy
Huib Havik	930	- 12 -	966	Christiaan van Garderen
Edwin Klooster	902	- 11 -	934	Robert Hackbarth
Lawrens Gooshouwer	206	- 10 -	127	Jacob van den Outenaar
Robert den Engelman M de Weerd	242	- 9 -	901	Harry en Patrick Verkerk
Marloes Dijkhuis	102	- 8 -	205	Wolter Zijlstra
Johan Heil	968	- 7 -	925	Marco Braakman
Marcel van der Lip	194	- 6 -	975	Patrick van den Berg
Rogier de Leeuw/de Vreede	244	- 5 -	907	Ruud van Rooijen
JeanPaul Hulsebos	986	- 4 -		




**ACNN**  
SPA EURO RACE  
RACE 2 Second Group (60' +1 lap)

Starting Grid

			167	Sjef Jansen
Marc Dijkhuis	142	- 3 -		
			191	Zlatko Bralic
Richard Buitendijk	905	- 2 -		
			134	Hielke/Sipke Oosten/Bijzitter
Rene Snel	103	- 1 -		

Pole

Stewards:	Timekeeper:
-----------	-------------

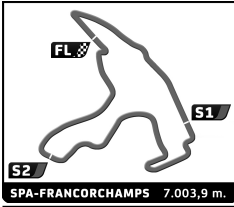


# ACNN SPA EURO RACE RACE 2 ((60' +1 lap))

## Final Classification

Drivers	Team	Vehicle	Class	Laps	Total Time	Gap	Kph	Best Lap	
								Lap	Time Kph
1134 Hielke/Sipke Oosten/Bizitter		Zilhouette M3	DTC	22	<b>1:04:50.840</b>	-	88.6	2	<b>2:42.020</b> 155.6
2103 Rene Snel		BMW E36 M3	DTC	22	<b>1:05:01.590</b>	+10.750	88.3	2	<b>2:41.052</b> 156.6
3905 Richard Buitendijk		Porsche 944 Turbo	Porsche Cup	22	<b>1:05:38.972</b>	+48.132	87.4	9	<b>2:40.976</b> 156.6
4936 Gideon Wijschenk		Porsche 968 Turbo	Porsche Cup	22	<b>1:06:44.804</b>	+1:53.964	86.0	17	<b>2:43.922</b> 153.8
5142 Marc Dijkhuis		BMW E46 GTR	DTC	22	<b>1:07:10.195</b>	+2:19.355	85.5	22	<b>2:45.634</b> 152.2
6191 Zlatko Bralic		BMW E36 M3	DTC	22	<b>1:07:18.048</b>	+2:27.208	85.3	11	<b>2:46.802</b> 151.2
7 92 Michael Hermans		Zilhouette	Zilhouette Cup	21	<b>1:05:14.324</b>	1 Lap	84.0	17	<b>2:53.025</b> 145.7
8 95 Raymond Hannink		Zilhouette	Zilhouette Cup	21	<b>1:05:16.094</b>	1 Lap	84.0	6	<b>2:54.685</b> 144.3
9 50 Jan Joyce Vos/Vos		Zilhouette	Zilhouette Cup	21	<b>1:05:21.538</b>	1 Lap	83.8	14	<b>2:52.914</b> 145.8
10 69 Jan Barry Drenth		Zilhouette	Zilhouette Cup	21	<b>1:05:27.765</b>	1 Lap	83.7	17	<b>2:54.646</b> 144.4
11 78 Mark Wieringa		Zilhouette	Zilhouette Cup	21	<b>1:05:31.729</b>	1 Lap	83.6	4	<b>2:54.101</b> 144.8
12 96 Marcel van der Lyke		Zilhouette	Zilhouette Cup	21	<b>1:05:39.627</b>	1 Lap	83.5	20	<b>2:53.962</b> 144.9
13 77 Erik Geerts		Zilhouette	Zilhouette Cup	21	<b>1:05:47.194</b>	1 Lap	83.3	4	<b>2:54.711</b> 144.3
14167 Sijf Jansen		BMW E36 M3	DTC	21	<b>1:05:58.042</b>	1 Lap	83.1	2	<b>2:50.729</b> 147.7
15244 Rogier de Leeuw/de Vreede		BMW E36 325i	DTC	21	<b>1:06:59.695</b>	1 Lap	81.8	13	<b>2:55.900</b> 143.3
16 11 Mathieu Kruger/Kruger		BMW E36 325i	Ooperon Cup	21	<b>1:07:00.333</b>	1 Lap	81.8	3	<b>2:59.592</b> 140.4
17 82 Henk/Marcel Sijsma/Schoonhove		Zilhouette	Zilhouette Cup	21	<b>1:07:07.749</b>	1 Lap	81.7	7	<b>2:55.643</b> 143.6
18 24 Jan Peter van Leeuwen		BMW E36 325i	Ooperon Cup	21	<b>1:07:28.601</b>	1 Lap	81.2	5	<b>3:01.385</b> 139.0
19194 Marcel van der Lip		BMW E36 M3	DTC	21	<b>1:07:30.513</b>	1 Lap	81.2	8	<b>2:57.849</b> 141.8
20986 JeanPaul Hulsebos		Porsche Cup	Porsche Cup	21	<b>1:07:40.959</b>	1 Lap	81.0	14	<b>2:58.538</b> 141.2
21 10 Jorn Boertien/Verswÿveren		BMW E36 325i	Ooperon Cup	21	<b>1:07:46.903</b>	1 Lap	80.9	3	<b>2:59.747</b> 140.3
22 9 Dimitri van der Spek		BMW E36 325i	Ooperon Cup	21	<b>1:07:59.560</b>	1 Lap	80.6	3	<b>3:00.210</b> 139.9
23957 NiekJan Steehouwer/Huisman		Porsche Cup	Porsche Cup	20	<b>1:04:50.894</b>	2 Laps	80.5	5	<b>2:53.665</b> 145.2
24102 Marloes Dijkhuis		BMW E90 M3	DTC	20	<b>1:05:12.769</b>	2 Laps	80.0	14	<b>2:58.305</b> 141.4
25 18 Sander Kohler		BMW E36 325i	Ooperon Cup	20	<b>1:05:13.432</b>	2 Laps	80.0	3	<b>3:00.406</b> 139.8
26968 Johan Heil		Porsche Cup	Porsche Cup	20	<b>1:05:20.429</b>	2 Laps	79.9	16	<b>2:59.295</b> 140.6
27 38 Wiegers Meendering		BMW E36 325i	Ooperon Cup	20	<b>1:05:21.320</b>	2 Laps	79.9	16	<b>3:02.650</b> 138.0
28 20 Harold Dekens/Dekens		BMW E36 325i	Ooperon Cup	20	<b>1:05:46.524</b>	2 Laps	79.4	4	<b>3:04.801</b> 136.4
29205 Wolter Zijlstra		BMW E36 325i	DTC	20	<b>1:06:08.959</b>	2 Laps	78.9	20	<b>3:00.068</b> 140.0
30 16 Henk van Dijk		BMW E36 325i	Ooperon Cup	20	<b>1:06:18.426</b>	2 Laps	78.7	20	<b>3:06.101</b> 135.5
31127 Jacob van den Outenaar		BMW E36 325i	DTC	20	<b>1:06:26.760</b>	2 Laps	78.6	17	<b>2:58.929</b> 140.9
32 74 Caspers Mik		BMW E36 325i	Ooperon Cup	20	<b>1:06:53.969</b>	2 Laps	78.0	6	<b>3:07.767</b> 134.3
33907 Ruud van Rooijen		Porsche Cup	Porsche Cup	20	<b>1:07:01.356</b>	2 Laps	77.9	6	<b>3:02.819</b> 137.9
34 57 Hans Hoekstra		BMW E36 325i	Ooperon Cup	20	<b>1:07:04.640</b>	2 Laps	77.8	19	<b>3:09.192</b> 133.3
35 12 Maurice van Dijk		BMW E36 325i	Ooperon Cup	20	<b>1:07:05.144</b>	2 Laps	77.8	3	<b>3:09.186</b> 133.3
36202 Rianneke Dijkhuis		BMW 123 D	DTC	20	<b>1:07:25.004</b>	2 Laps	77.4	12	<b>3:03.881</b> 137.1
37919 Sander Roest		Porsche 944	Porsche Cup	20	<b>1:07:50.464</b>	2 Laps	76.9	4	<b>3:09.168</b> 133.3
38242 Robert den Engelman M de Weerd		VW GOLF TDI	DTC	20	<b>1:07:51.023</b>	2 Laps	76.9	19	<b>3:03.766</b> 137.2
39 29 Land/Land		BMW E36 325i	Ooperon Cup	19	<b>1:01:54.310</b>	3 Laps	80.1	6	<b>3:04.230</b> 136.9
40 43 Arnold Bakker		BMW E36 325i	Ooperon Cup	19	<b>1:03:42.370</b>	3 Laps	77.8	3	<b>3:05.198</b> 136.1
41908 Ruben Nooy		Porsche 944	Porsche Cup	19	<b>1:05:13.492</b>	3 Laps	76.0	4	<b>3:11.503</b> 131.7
42930 Huib Havik		Porsche 944	Porsche Cup	19	<b>1:05:41.201</b>	3 Laps	75.5	8	<b>3:13.908</b> 130.0
43939 Rudy Sluiter		Porsche 944	Porsche Cup	19	<b>1:05:43.761</b>	3 Laps	75.4	4	<b>3:08.422</b> 133.8
44977 Jos Iske		Porsche 944	Porsche Cup	19	<b>1:06:00.626</b>	3 Laps	75.1	8	<b>3:10.986</b> 132.0
45246 Jonke Jelgerhuis		ALFA	DTC	19	<b>1:06:07.733</b>	3 Laps	74.9	9	<b>3:09.000</b> 133.4
46966 Christiaan van Garderen		Porsche 944	Porsche Cup	19	<b>1:06:14.415</b>	3 Laps	74.8	19	<b>3:13.212</b> 130.5
47915 Wilbert Groenewoud		Porsche 944	Porsche Cup	19	<b>1:06:16.819</b>	3 Laps	74.8	4	<b>3:09.553</b> 133.0
48993 Eric Hesp		Porsche 944	Porsche Cup	19	<b>1:06:23.507</b>	3 Laps	74.7	15	<b>3:11.423</b> 131.7
49900 Marc Oostrum		Porsche 944	Porsche Cup	19	<b>1:06:59.374</b>	3 Laps	74.0	17	<b>3:13.120</b> 130.6
50902 Edwin Klooster		Porsche 944	Porsche Cup	19	<b>1:06:59.720</b>	3 Laps	74.0	12	<b>3:12.644</b> 130.9
51236 Peter Koopman Gerard van Schaj		VW GOLF TDI	DTC	18	<b>1:05:46.159</b>	4 Laps	71.4	17	<b>3:15.844</b> 128.7
52241 Dave Hopman Gigi Rikman		VW GOLF TDI	DTC	18	<b>1:07:18.100</b>	4 Laps	69.8	6	<b>3:22.293</b> 124.6
53925 Marco Braakman		Porsche Cup	Porsche Cup	15	<b>50:15.950</b>	7 Laps	77.9	13	<b>2:59.548</b> 140.4
54975 Patrick van den Berg		Porsche Cup	Porsche Cup	12	<b>44:44.681</b>	10 Laps	70.0	5	<b>3:02.458</b> 138.2
55 73 John den Hollander		Zilhouette	Zilhouette Cup	10	<b>31:45.341</b>	12 Laps	82.2	4	<b>2:57.711</b> 141.9
56934 Robert Hackbarth		Porsche 944	Porsche Cup	7	<b>25:03.623</b>	15 Laps	72.9	7	<b>3:19.162</b> 126.6
57901 Harry en Patrick Verkerk		Porsche 968 Cl.Sp.	Porsche Cup	5	<b>18:16.765</b>	17 Laps	71.3	3	<b>3:13.864</b> 130.1
58 40 Lekkerkerk Stiksma		BMW E36 325i	Ooperon Cup	4	<b>12:52.360</b>	18 Laps	81.1	2	<b>3:06.962</b> 134.9
59206 Lawrens Gooshouwer		BMB COMPACT	DTC	4	<b>13:32.203</b>	18 Laps	77.1	3	<b>3:02.503</b> 138.2
60 31 Van Olst de Keuninck		BMW E36 325i	Ooperon Cup	3	<b>9:44.481</b>	19 Laps	80.4	2	<b>3:05.188</b> 136.2
<b>Not started</b>									
93 Carlijn Bergsma/de Jonq		Zilhouette	Zilhouette Cup						
98 Jack Hoekstra		Zilhouette	Zilhouette Cup						
136 Peter van der Ham		BMW E46 M3	DTC						





**ACNN**  
**SPA EURO RACE**  
**RACE 2 ((60' +1 lap))**


**Final Classification**

Drivers	Team	Vehicle	Class	Laps	Total Time	Gap	Kph	Best Lap	
								Lap	Time
<b>Pole Position</b>									
<b>Fastest Lap</b>		Lap 9	Richard Buitendijk			<b>2:40.976</b>		156.6	Kph

Published at: .....

Track Status: **DRY**


<b>Stewards:</b>	<b>Timekeeper:</b>
------------------	--------------------



# ACNN SPA EURO RACE RACE 2

## Final Classification by Class

Nr. Drivers	Team	Car	Laps	Total Time	Gap	Mph	Best Lap	
							Lap	Time Mph
<b>DTC</b>								
1	134 H. Oosten/Bijzitter	Zilhouette M3	22	<b>1:04:50.840</b>		142.6	2	<b>2:42.020</b> 155.6
2	103 R. Snel	BMW E36 M3	22	<b>1:05:01.590</b>	+10.750	142.2	2	<b>2:41.052</b> 156.6
3	142 M. Dijkhuis	BMW E46 GTR	22	<b>1:07:10.195</b>	+2:19.355	137.6	22	<b>2:45.634</b> 152.2
4	191 Z. Bralic	BMW E36 M3	22	<b>1:07:18.048</b>	+2:27.208	137.4	11	<b>2:46.802</b> 151.2
5	167 S. Jansen	BMW E36 M3	21	<b>1:05:58.042</b>	1 Laps	133.8	2	<b>2:50.729</b> 147.7
6	244 R. de Leeuw/de Vreede	BMW E36 325i	21	<b>1:06:59.695</b>	1 Laps	131.7	13	<b>2:55.900</b> 143.3
7	194 M. van der Lip	BMW E36 M3	21	<b>1:07:30.513</b>	1 Laps	130.7	8	<b>2:57.849</b> 141.8
8	102 M. Dijkhuis	BMW E90 M3	20	<b>1:05:12.769</b>	2 Laps	128.9	14	<b>2:58.305</b> 141.4
9	205 W. Zijlstra	BMW E36 325i	20	<b>1:06:08.959</b>	2 Laps	127.1	20	<b>3:00.068</b> 140.0
10	127 J. van den Outenaar	BMW E36 325i	20	<b>1:06:26.760</b>	2 Laps	126.5	17	<b>2:58.929</b> 140.9
11	202 R. Dijkhuis	BMW 123 D	20	<b>1:07:25.004</b>	2 Laps	124.7	12	<b>3:03.881</b> 137.1
12	242 R. M de Weerd	VW GOLF TDI	20	<b>1:07:51.023</b>	2 Laps	123.9	19	<b>3:03.766</b> 137.2
13	246 J. Jelgerhuis	ALFA	19	<b>1:06:07.733</b>	3 Laps	120.7	9	<b>3:09.000</b> 133.4
14	236 P. Gerard van Schaijk	VW GOLF TDI	18	<b>1:05:46.159</b>	4 Laps	115.0	17	<b>3:15.844</b> 128.7
15	241 D. Gigi Rikman	VW GOLF TDI	18	<b>1:07:18.100</b>	4 Laps	112.4	6	<b>3:22.293</b> 124.6
16	206 L. Gooshouwer	BMB COMPACT	4	<b>13:32.203</b>	18 Laps	124.2	3	<b>3:02.503</b> 138.2
<b>Not started</b>								
	136 P. van der Ham	BMW E46 M3						0.0
<b>Ooperon Cup</b>								
1	11 M. Kruger/Kruger	BMW E36 325i	21	<b>1:07:00.333</b>		131.7	3	<b>2:59.592</b> 140.4
2	24 J. van Leeuwen	BMW E36 325i	21	<b>1:07:28.601</b>	+28.268	130.8	5	<b>3:01.385</b> 139.0
3	10 J. Boertien/Verswyveren	BMW E36 325i	21	<b>1:07:46.903</b>	+46.570	130.2	3	<b>2:59.747</b> 140.3
4	9 D. van der Spek	BMW E36 325i	21	<b>1:07:59.560</b>	+59.227	129.8	3	<b>3:00.210</b> 139.9
5	18 S. Kohler	BMW E36 325i	20	<b>1:05:13.432</b>	1 Laps	128.9	3	<b>3:00.406</b> 139.8
6	38 W. Meendering	BMW E36 325i	20	<b>1:05:21.320</b>	1 Laps	128.6	16	<b>3:02.650</b> 138.0
7	20 H. Dekens/Dekens	BMW E36 325i	20	<b>1:05:46.524</b>	1 Laps	127.8	4	<b>3:04.801</b> 136.4
8	16 H. van Dijk	BMW E36 325i	20	<b>1:06:18.426</b>	1 Laps	126.8	20	<b>3:06.101</b> 135.5
9	74 C. Mik	BMW E36 325i	20	<b>1:06:53.969</b>	1 Laps	125.6	6	<b>3:07.767</b> 134.3
10	57 H. Hoekstra	BMW E36 325i	20	<b>1:07:04.640</b>	1 Laps	125.3	19	<b>3:09.192</b> 133.3
11	12 M. van Dijk	BMW E36 325i	20	<b>1:07:05.144</b>	1 Laps	125.3	3	<b>3:09.186</b> 133.3
12	29 . Land/Land	BMW E36 325i	19	<b>1:01:54.310</b>	2 Laps	129.0	6	<b>3:04.230</b> 136.9
13	43 A. Bakker	BMW E36 325i	19	<b>1:03:42.370</b>	2 Laps	125.3	3	<b>3:05.198</b> 136.1
14	40 L. Stiksma	BMW E36 325i	4	<b>12:52.360</b>	17 Laps	130.6	2	<b>3:06.962</b> 134.9
15	31 V. de Keuninck	BMW E36 325i	3	<b>9:44.481</b>	18 Laps	129.4	2	<b>3:05.188</b> 136.2
<b>Porsche Cup</b>								
1	905 R. Buitendijk	Porsche 944 Turbo	22	<b>1:05:38.972</b>		140.8	9	<b>2:40.976</b> 156.6
2	936 G. Wijnschenk	Porsche 968 Turbo	22	<b>1:06:44.804</b>	+1:05.832	138.5	17	<b>2:43.922</b> 153.8
3	986 J. Hulsebos		21	<b>1:07:40.959</b>	1 Laps	130.4	14	<b>2:58.538</b> 141.2
4	957 N. Steehouwer/Huisman		20	<b>1:04:50.894</b>	2 Laps	129.6	5	<b>2:53.665</b> 145.2
5	968 J. Heil		20	<b>1:05:20.429</b>	2 Laps	128.6	16	<b>2:59.295</b> 140.6
6	907 R. van Rooijen		20	<b>1:07:01.356</b>	2 Laps	125.4	6	<b>3:02.819</b> 137.9
7	919 S. Roest	Porsche 944	20	<b>1:07:50.464</b>	2 Laps	123.9	4	<b>3:09.168</b> 133.3
8	908 R. Nooy	Porsche 944	19	<b>1:05:13.492</b>	3 Laps	122.4	4	<b>3:11.503</b> 131.7
9	930 H. Havik	Porsche 944	19	<b>1:05:41.201</b>	3 Laps	121.6	8	<b>3:13.908</b> 130.0
10	939 R. Sluiter	Porsche 944	19	<b>1:05:43.761</b>	3 Laps	121.5	4	<b>3:08.422</b> 133.8
11	977 J. Iske	Porsche 944	19	<b>1:06:00.626</b>	3 Laps	121.0	8	<b>3:10.986</b> 132.0
12	966 C. van Garderen	Porsche 944	19	<b>1:06:14.415</b>	3 Laps	120.5	19	<b>3:13.212</b> 130.5
13	915 W. Groenewoud	Porsche 944	19	<b>1:06:16.819</b>	3 Laps	120.5	4	<b>3:09.553</b> 133.0
14	993 E. Hesp	Porsche 944	19	<b>1:06:23.507</b>	3 Laps	120.3	15	<b>3:11.423</b> 131.7
15	900 M. Oostrum	Porsche 944	19	<b>1:06:59.374</b>	3 Laps	119.2	17	<b>3:13.120</b> 130.6
16	902 E. Klooster	Porsche 944	19	<b>1:06:59.720</b>	3 Laps	119.2	12	<b>3:12.644</b> 130.9
17	925 M. Braakman		15	<b>50:15.950</b>	7 Laps	125.4	13	<b>2:59.548</b> 140.4
18	975 P. van den Berg		12	<b>44:44.681</b>	10 Laps	112.7	5	<b>3:02.458</b> 138.2
19	934 R. Hackbarth	Porsche 944	7	<b>25:03.623</b>	15 Laps	117.4	7	<b>3:19.162</b> 126.6
20	901 H. Verkerk	Porsche 968 Cl.Sp.	5	<b>18:16.765</b>	17 Laps	114.9	3	<b>3:13.864</b> 130.1
<b>Zilhouette Cup</b>								



**ACNN**  
SPA EURO RACE  
RACE 2

Final Classification by Class

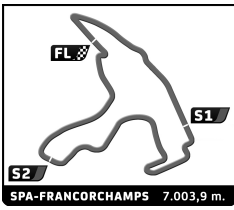
Nr. Drivers	Team	Car	Laps	Total Time	Gap	Mph	Best Lap	
							Lap	Time Mph
1 92 M. Hermans		Zilhouette	21	<b>1:05:14.324</b>		135.3	17	<b>2:53.025</b> 145.7
2 95 R. Hannink		Zilhouette	21	<b>1:05:16.094</b>	+1.770	135.2	6	<b>2:54.685</b> 144.3
3 50 J. Vos/Vos		Zilhouette	21	<b>1:05:21.538</b>	+7.214	135.0	14	<b>2:52.914</b> 145.8
4 69 J. Drenth		Zilhouette	21	<b>1:05:27.765</b>	+13.441	134.8	17	<b>2:54.646</b> 144.4
5 78 M. Wieringa		Zilhouette	21	<b>1:05:31.729</b>	+17.405	134.7	4	<b>2:54.101</b> 144.8
6 96 M. van der Lyke		Zilhouette	21	<b>1:05:39.627</b>	+25.303	134.4	20	<b>2:53.962</b> 144.9
7 77 E. Geerts		Zilhouette	21	<b>1:05:47.194</b>	+32.870	134.1	4	<b>2:54.711</b> 144.3
8 82 H. Sijsma/Schoonhoven		Zilhouette	21	<b>1:07:07.749</b>	+1:53.425	131.5	7	<b>2:55.643</b> 143.6
9 73 J. den Hollander		Zilhouette	10	<b>31:45.341</b>	11 Laps	132.3	4	<b>2:57.711</b> 141.9
<b>Not started</b>								
93 C. Bergsma/de Jong		Zilhouette				21 Laps	0.0	
98 J. Hoekstra		Zilhouette					0.0	

Published at: .....

Track Status: **DRY**

<b>Stewards:</b>	<b>Timekeeper:</b>
------------------	--------------------

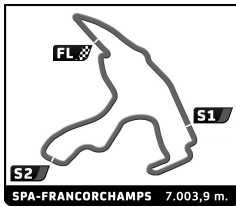




ACNN  
SPA EURO RACE  
RACE 2

Lap Chart


136  
7  
93  
243  
98  
39  
8  
15  
988  
94



# ACNN SPA EURO RACE RACE 2

## Best Sector Times


SECTOR 1			SECTOR 2			SECTOR 3			Pos	Team	Cl	Ideal Lap	Best Lap
Pos	Driver	Time	Driver	Time	Driver	Time							
1	905 R.Buitendijk	45.329	134 <sup>H.Oosten/Bijzitter</sup>	1:13.064	905 R.Buitendijk	40.488	1	103	DTC	2:39.857	2:41.052	(2)	
2	103 R.Snel	45.420	103 R.Snel	1:13.611	103 R.Snel	40.826	2	905	Porsche Cup	2:40.400	2:40.976	(1)	
3	936 G.Wijnschenk	45.668	905 R.Buitendijk	1:14.583	134 <sup>H.Oosten/Bijzitter</sup>	41.240	3	134	DTC	2:40.938	2:42.020	(3)	
4	134 <sup>H.Oosten/Bijzitter</sup>	46.634	936 G.Wijnschenk	1:14.882	936 G.Wijnschenk	41.468	4	936	Porsche Cup	2:42.018	2:43.922	(4)	
5	142 M.Dijkhuis	47.586	142 M.Dijkhuis	1:15.290	191 Z.Bralic	42.358	5	142	DTC	2:45.434	2:45.634	(5)	
6	191 Z.Bralic	47.687	191 Z.Bralic	1:16.265	142 M.Dijkhuis	42.558	6	191	DTC	2:46.310	2:46.802	(6)	
7	167 S.Jansen	48.347	96 <sup>M.van der Lyke</sup>	1:17.328	167 S.Jansen	43.574	7	167	DTC	2:50.269	2:50.729	(7)	
8	957 <sup>N.Steehouwer/Huisman</sup>	49.781	95 R.Hannink	1:17.329	50 J.Vos/Vos	44.331	8	92	Zilhouette Cup	2:52.208	2:53.025	(9)	
9	92 M.Hermans	49.953	69 J.Drenth	1:17.366	957 <sup>N.Steehouwer/Huisman</sup>	44.484	9	50	Zilhouette Cup	2:52.394	2:52.914	(8)	
10	50 J.Vos/Vos	50.418	92 M.Hermans	1:17.616	78 M.Wieringa	44.583	10	957	Porsche Cup	2:53.218	2:53.665	(10)	
11	194 M.van der Lip	50.449	50 J.Vos/Vos	1:17.645	96 <sup>M.van der Lyke</sup>	44.598	11	69	Zilhouette Cup	2:53.236	2:54.646	(13)	
12	986 J.Hulsebos	50.522	82 <sup>H.Sijma/Schoonhoven</sup>	1:17.728	92 M.Hermans	44.639	12	78	Zilhouette Cup	2:53.436	2:54.101	(12)	
13	244 <sup>R.de Leeuw/de Vreede</sup>	50.579	77 E.Geerts	1:17.799	77 E.Geerts	44.753	13	95	Zilhouette Cup	2:53.472	2:54.685	(14)	
14	102 M.Dijkhuis	50.618	78 M.Wieringa	1:18.006	69 J.Drenth	44.964	14	96	Zilhouette Cup	2:53.585	2:53.962	(11)	
15	127 <sup>J.van den Outenaar</sup>	50.730	167 S.Jansen	1:18.348	127 <sup>J.van den Outenaar</sup>	45.010	15	77	Zilhouette Cup	2:53.900	2:54.711	(15)	
16	78 M.Wieringa	50.847	957 <sup>N.Steehouwer/Huisman</sup>	1:18.953	244 <sup>R.de Leeuw/de Vreede</sup>	45.033	16	244	DTC	2:55.595	2:55.900	(17)	
17	69 J.Drenth	50.906	244 <sup>R.de Leeuw/de Vreede</sup>	1:19.983	95 R.Hannink	45.134	17	82	Zilhouette Cup	2:55.643	2:55.643	(16)	
18	95 R.Hannink	51.009	10 <sup>J.Boertien/Verswyveren</sup>	1:20.146	194 M.van der Lip	45.241	18	194	DTC	2:57.131	2:57.849	(19)	
19	77 E.Geerts	51.348	11 <sup>M.Kruger/Kruger</sup>	1:20.247	102 M.Dijkhuis	45.637	19	102	DTC	2:57.199	2:58.305	(20)	
20	96 M.van der Lyke	51.659	968 J.Heil	1:20.398	82 <sup>H.Sijma/Schoonhoven</sup>	45.854	20	986	Porsche Cup	2:57.975	2:58.538	(21)	
21	925 M.Braakman	51.670	102 M.Dijkhuis	1:20.944	986 J.Hulsebos	46.031	21	127	DTC	2:58.288	2:58.929	(22)	
22	73 J.den Hollander	51.868	9 <sup>D.van der Spek</sup>	1:21.048	925 M.Braakman	46.097	22	11	Ooperon Cup	2:58.491	2:59.592	(25)	
23	205 W.Zijlstra	51.877	925 M.Braakman	1:21.291	968 J.Heil	46.153	23	968	Porsche Cup	2:58.577	2:59.295	(23)	
24	11 <sup>M.Kruger/Kruger</sup>	51.889	986 J.Hulsebos	1:21.422	205 W.Zijlstra	46.158	24	925	Porsche Cup	2:59.058	2:59.548	(24)	
25	975 P.van den Berg	51.994	205 W.Zijlstra	1:21.431	38 W.Meendering	46.259	25	205	DTC	2:59.466	3:00.068	(27)	
26	968 J.Heil	52.026	194 M.van der Lip	1:21.441	9 <sup>D.van der Spek</sup>	46.342	26	9	Ooperon Cup	2:59.470	3:00.210	(28)	
27	82 <sup>H.Sijma/Schoonhoven</sup>	52.061	24 J.van Leeuwen	1:21.657	11 <sup>M.Kruger/Kruger</sup>	46.355	27	10	Ooperon Cup	2:59.612	2:59.747	(26)	
28	9 <sup>D.van der Spek</sup>	52.080	18 S.Kohler	1:21.703	18 S.Kohler	46.410	28	18	Ooperon Cup	3:00.406	3:00.406	(29)	
29	206 L.Gooshouwer	52.094	38 W.Meendering	1:22.090	202 R.Dijkhuis	46.800	29	38	Ooperon Cup	3:00.818	3:02.650	(33)	
30	907 R.van Rooijen	52.201	907 R.van Rooijen	1:22.199	907 R.van Rooijen	46.851	30	907	Porsche Cup	3:01.251	3:02.819	(34)	
31	18 S.Kohler	52.293	127 <sup>J.van den Outenaar</sup>	1:22.548	10 <sup>J.Boertien/Verswyveren</sup>	46.959	31	24	Ooperon Cup	3:01.385	3:01.385	(30)	
32	38 W.Meendering	52.469	975 P.van den Berg	1:22.808	975 P.van den Berg	47.093	32	975	Porsche Cup	3:01.895	3:02.458	(31)	
33	202 R.Dijkhuis	52.487	16 H.van Dijk	1:22.812	24 J.van Leeuwen	47.229	33	202	DTC	3:02.737	3:03.881	(36)	
34	24 J.van Leeuwen	52.499	29 Land/Land	1:22.878	242 R.M de Weerd	47.376	34	29	Ooperon Cup	3:03.560	3:04.230	(37)	
35	10 <sup>J.Boertien/Verswyveren</sup>	52.507	242 R.M de Weerd	1:22.941	31 V.de Keuninck	47.460	35	242	DTC	3:03.602	3:03.766	(35)	
36	29 Land/Land	53.214	919 S.Roest	1:23.200	29 Land/Land	47.468	36	31	Ooperon Cup	3:04.571	3:05.188	(39)	
37	242 R.M de Weerd	53.285	43 A.Bakker	1:23.207	43 A.Bakker	47.665	37	16	Ooperon Cup	3:04.642	3:06.101	(41)	
38	20 H.Dekens/Dekens	53.308	202 R.Dijkhuis	1:23.450	16 H.van Dijk	48.315	38	43	Ooperon Cup	3:04.768	3:05.198	(40)	
39	31 V.de Keuninck	53.418	31 V.de Keuninck	1:23.693	246 J.Jelgerhuis	48.417	39	919	Porsche Cup	3:07.827	3:09.168	(46)	
40	16 H.van Dijk	53.515	246 J.Jelgerhuis	1:24.141	12 M.van Dijk	48.437	40	12	Ooperon Cup	3:07.886	3:09.186	(47)	
41	74 C.Mik	53.570	939 R.Sluiser	1:24.175	57 H.Hoekstra	48.571	41	57	Ooperon Cup	3:08.346	3:09.192	(48)	
42	43 A.Bakker	53.896	12 M.van Dijk	1:24.399	919 S.Roest	48.658	42	939	Porsche Cup	3:08.422	3:08.422	(44)	
43	57 H.Hoekstra	54.729	977 J.Iske	1:24.408	915 W.Groenewoud	48.790	43	246	DTC	3:08.628	3:09.000	(45)	
44	40 L.Stiksma	54.870	915 W.Groenewoud	1:24.594	908 R.Nooy	48.852	44	915	Porsche Cup	3:09.390	3:09.553	(49)	
45	12 M.van Dijk	55.050	57 H.Hoekstra	1:25.046	939 R.Sluiser	48.936	45	977	Porsche Cup	3:10.249	3:10.986	(50)	
46	939 R.Sluiser	55.311	908 R.Nooy	1:25.229	993 E.Hesp	49.122	46	993	Porsche Cup	3:10.590	3:11.423	(51)	
47	919 S.Roest	55.969	902 E.Klooster	1:25.239	977 J.Iske	49.306	47	908	Porsche Cup	3:10.768	3:11.503	(52)	
48	993 E.Hesp	56.004	900 M.Oostrum	1:25.241	930 H.Havik	49.469	48	930	Porsche Cup	3:12.276	3:13.908	(57)	
49	915 W.Groenewoud	56.006	901 H.Verkerk	1:25.450	902 E.Klooster	49.659	49	902	Porsche Cup	3:12.305	3:12.644	(53)	
50	246 J.Jelgerhuis	56.070	993 E.Hesp	1:25.464	900 M.Oostrum	50.051	50	900	Porsche Cup	3:12.328	3:13.120	(54)	
51	966 C.van Garderen	56.271	930 H.Havik	1:25.586	901 H.Verkerk	50.295	51	901	Porsche Cup	3:12.941	3:13.864	(56)	
52	977 J.Iske	56.535	236 <sup>P.Gerard van Schajik</sup>	1:27.956	236 <sup>P.Gerard van Schajik</sup>	50.535	52	236	DTC	3:15.496	3:15.844	(58)	
53	908 R.Nooy	56.687	241 D.Gigi Rikman	1:29.506	934 R.Hackbarth	50.954	53	934	Porsche Cup	3:18.647	3:19.162	(59)	
54	236 <sup>P.Gerard van Schajik</sup>	57.005	934 R.Hackbarth	1:29.549	241 D.Gigi Rikman	52.066	54	241	DTC	3:21.130	3:22.293	(60)	



## ACNN SPA EURO RACE After RACE 2

Event maximum speed

Team	Car	Class	Driver	Top Speed	Lap	Session
905	Porsche 944 Turbo	Porsche Cup	Richard Buitendijk	248.3	10	RACE 1
103	BMW E36 M3	DTC	Rene Snel	232.3	19	RACE 2
936	Porsche 968 Turbo	Porsche Cup	Gideon Wijschenk	227.4	22	RACE 2
134	Zilhouette M3	DTC	Hielke/Sipke Oosten/Bijzitter	225.9	16	RACE 1
191	BMW E36 M3	DTC	Zlatko Bralic	225.9	4	RACE 2
142	BMW E46 GTR	DTC	Marc Dijkhuis	217.7	22	RACE 2
901	Porsche 968 Cl.Sp.	Porsche Cup	Harry en Patrick Verkerk	214.7	9	RACE 1
167	BMW E36 M3	DTC	Sjef Jansen	213.9	20	RACE 2
194	BMW E36 M3	DTC	Marcel van der Lip	213.9	7	RACE 1
957		Porsche Cup	NiekJan Steehouwer/Huisman	213.9	12	RACE 1
244	BMW E36 325i	DTC	Rogier de Leeuw/de Vreede	213.4	5	QUALIFYING
127	BMW E36 325i	DTC	Jacob van den Outenaar	211.4	16	RACE 1
925		Porsche Cup	Marco Braakman	208.1	18	RACE 1
988		Porsche Cup	Jan-Wim de Koekkoek	207.3	2	RACE 1
50	Zilhouette	Zilhouette Cup	Jan Joyce Vos/Vos	204.2	5	RACE 2
907		Porsche Cup	Ruud van Rooijen	203.4	5	QUALIFYING
206	BMB COMPACT	DTC	Lawwrens Gooshouwer	202.2	19	RACE 1
968		Porsche Cup	Johan Heil	202.2	11	RACE 1
975		Porsche Cup	Patrick van den Berg	201.9	6	RACE 2
92	Zilhouette	Zilhouette Cup	Michael Hermans	201.5	2	RACE 2
96	Zilhouette	Zilhouette Cup	Marcel van der Lyke	201.5	15	RACE 2
986		Porsche Cup	JeanPaul Hulsebos	201.5	1	RACE 2
205	BMW E36 325i	DTC	Wolter Zijlstra	199.6	6	QUALIFYING
29	BMW E36 325i	Ooperon Cup	Land/Land	199.6	1	RACE 2
77	Zilhouette	Zilhouette Cup	Erik Goerts	199.3	8	RACE 2
18	BMW E36 325i	Ooperon Cup	Sander Kohler	198.5	3	RACE 2
69	Zilhouette	Zilhouette Cup	Jan Barry Drenth	198.5	13	RACE 2
95	Zilhouette	Zilhouette Cup	Raymond Hannink	198.5	7	RACE 2
78	Zilhouette	Zilhouette Cup	Mark Wieringa	197.8	18	RACE 2
9	BMW E36 325i	Ooperon Cup	Dimitri van der Spek	197.4	18	RACE 2
102	BMW E90 M3	DTC	Marloes Dijkhuis	197.1	10	RACE 2
73	Zilhouette	Zilhouette Cup	John den Hollander	196.4	10	RACE 2
11	BMW E36 325i	Ooperon Cup	Mathieu Kruger/Kruger	195.7	7	RACE 2
38	BMW E36 325i	Ooperon Cup	Wiegiers Meendering	195.7	16	RACE 2
10	BMW E36 325i	Ooperon Cup	Jorn Boertien/Verswijveren	194.6	3	RACE 2
20	BMW E36 325i	Ooperon Cup	Harold Dekens/Dekens	193.2	3	RACE 2
31	BMW E36 325i	Ooperon Cup	Van Olst de Keuninck	193.2	2	RACE 2
24	BMW E36 325i	Ooperon Cup	Jan Peter van Leeuwen	192.9	11	RACE 2
74	BMW E36 325i	Ooperon Cup	Caspers Mik	192.9	4	RACE 2
82	Zilhouette	Zilhouette Cup	Henk/Marcel Sijtsma/Schoonhoven	192.9	20	RACE 2
16	BMW E36 325i	Ooperon Cup	Henk van Dijk	192.2	2	RACE 2
202	BMW 123 D	DTC	Rianneke Dijkhuis	191.2	7	RACE 2
43	BMW E36 325i	Ooperon Cup	Arnold Bakker	189.8	2	RACE 2
242	VW GOLF TDI	DTC	Robert den Engelman M de Weerd	187.8	20	RACE 1
57	BMW E36 325i	Ooperon Cup	Hans Hoekstra	187.8	19	RACE 2
12	BMW E36 325i	Ooperon Cup	Maurice van Dijk	187.5	17	RACE 2
246	ALFA	DTC	Jonke Jelgerhuis	187.5	4	QUALIFYING
939	Porsche 944	Porsche Cup	Rudy Sluiter	187.5	5	QUALIFYING
908	Porsche 944	Porsche Cup	Ruben Nooy	186.5	12	RACE 1
993	Porsche 944	Porsche Cup	Eric Hesp	186.5	19	RACE 1
930	Porsche 944	Porsche Cup	Huib Havik	185.2	10	RACE 1
915	Porsche 944	Porsche Cup	Wilbert Groenewoud	184.6	19	RACE 1
919	Porsche 944	Porsche Cup	Sander Roest	184.3	7	QUALIFYING
98	Zilhouette	Zilhouette Cup	Jack Hoekstra	184.0	4	FREE PRACTICE
966	Porsche 944	Porsche Cup	Christiaan van Garderen	183.4	7	RACE 1
900	Porsche 944	Porsche Cup	Marc Oostrum	183.1	7	RACE 1
40	BMW E36 325i	Ooperon Cup	Lekkerkerker Stikma	182.7	2	RACE 2




**ACNN**  
**SPA EURO RACE**  
**After RACE 2**

Event maximum speed

Team	Car	Class	Driver	Top Speed	Lap	Session
977	Porsche 944	Porsche Cup	<b>Jos Iske</b>	<b>182.7</b>	11	RACE 1
934	Porsche 944	Porsche Cup	<b>Robert Hackbarth</b>	<b>180.3</b>	11	RACE 1
236	VW GOLF TDI	DTC	<i>Peter Koopman Gerard van Schajik</i>	<b>177.9</b>	4	QUALIFYING
234	VW GOLF TDI	DTC	<b>Gert-Jan Zanting</b>	<b>177.3</b>	5	QUALIFYING
93	Zilhouette	Zilhouette Cup	<b>Carlijn Bergsma/de Jong</b>	<b>177.3</b>	5	FREE PRACTICE
902	Porsche 944	Porsche Cup	<b>Edwin Klooster</b>	<b>175.3</b>	9	QUALIFYING
136	BMW E46 M3	DTC	<b>Peter van der Ham</b>	<b>173.6</b>	3	RACE 1
241	VW GOLF TDI	DTC	<i>Dave Hopman Gigi Rikman</i>	<b>168.2</b>	5	RACE 2
15	BMW E36 325i	Ooperon Cup	<b>Ronald van Loon</b>	<b>159.5</b>	4	FREE PRACTICE
94	Zilhouette	Zilhouette Cup	<b>Carlo Broeren</b>	<b>125.7</b>	1	FREE PRACTICE

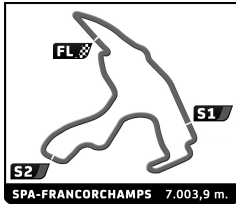




**ACNN**  
SPA EURO RACE  
RACE 2

Leader Sequence

Nr	Team	Car	Start Lap	End Lap	Laps	Total Laps
<b>DTC</b>						
103		BMW E36 M3	1	10	10	10
134		Zilhouette M3	11	22	12	12
<b>Ooperon Cup</b>						
38		BMW E36 325i	1	1	1	1
11		BMW E36 325i	2	21	20	20
<b>Porsche Cup</b>						
905		Porsche 944 Turbo	1	22	22	22
<b>Zilhouette Cup</b>						
69		Zilhouette	1	1	1	1
78		Zilhouette	2	2	1	1
92		Zilhouette	3	9	7	7
95		Zilhouette	10	20	11	11
92		Zilhouette	21	21	1	8




**ACNN**  
SPA EURO RACE  
RACE 2

Fastest Lap Sequence

Practice Time	Team	Car	Class	Driver	Time	Kph	
5:55.540	78	Zilhouette	Zilhouette	Mark Wieringa	<b>2:56.475</b>	142.9	2
5:56.211	92	Zilhouette	Zilhouette	Michael Hermans	<b>2:54.258</b>	144.7	2
6:34.722	103	BMW E36 M3	DTC	Rene Snel	<b>2:41.052</b>	156.6	2
25:52.444	905	Porsche 944 Turbo	Porsche C	Richard Buitendijk	<b>2:40.976</b>	156.6	9





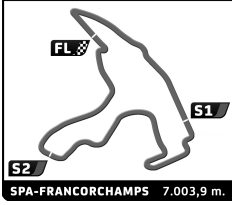


# ACNN SPA EURO RACE RACE 2

Analysis by lap

Lapped

Nr	Lap Time	Gap	Nr	Lap Time	Gap	Nr	Lap Time	Gap	Nr	Lap Time	Gap	Nr	Lap Time	Gap
191	2:46.802	49.946	957	5:10.415	1 Lap	968	3:01.044	1 Lap	16	3:06.687	1 Lap	900	3:14.985	2 Laps
241	3:39.261	2 Laps	925	5:14.008	1 Lap	95	2:57.220	1:27.723	43	3:08.719	1 Lap	16	3:06.364	1 Lap
57	3:20.531	1 Lap	968	5:06.270	1 Lap	16	3:07.112	1 Lap	74	3:10.889	1 Lap	142	2:46.726	2:08.677
38	4:30.196	1 Lap	16	5:05.675	1 Lap	74	3:10.053	1 Lap	191	2:49.866	1:56.208	43	3:07.616	1 Lap
95	3:08.470	1:15.818	74	6:21.304	1 Lap	43	3:07.917	1 Lap	975	5:22.504	2 Laps	92	2:53.798	2:17.639
957	2:59.394	1 Lap	43	5:06.503	1 Lap	57	3:10.196	1 Lap	936	2:45.736	2:02.567	74	3:10.744	1 Lap
925	3:04.973	1 Lap	95	5:53.033	2:42.787	12	3:10.387	1 Lap	57	3:10.640	1 Lap	78	2:54.166	2:22.287
919	3:21.067	1 Lap	57	6:05.848	1 Lap	191	4:11.915	1:54.462	142	2:48.083	2:08.006	50	2:53.978	2:22.682
968	3:03.595	1 Lap	12	4:55.140	1 Lap	92	2:57.354	2:01.470	12	3:11.325	1 Lap	69	2:54.731	2:24.716
16	3:16.254	1 Lap	241	6:30.851	2 Laps	205	3:06.701	1 Lap	92	2:56.546	2:09.896	57	3:10.331	1 Lap
43	4:32.249	1 Lap	205	4:49.107	1 Lap	936	2:50.487	2:04.951	78	2:54.218	2:14.176	77	2:56.450	2:31.556
12	3:18.946	1 Lap	92	4:41.737	3:16.400	142	2:51.159	2:08.043	50	2:52.914	2:14.759	96	2:56.978	2:32.422
11	3:26.088	2:25.929	919	5:51.758	1 Lap	78	2:56.959	2:08.078	69	2:54.687	2:16.040	205	3:00.729	1 Lap
205	5:03.968	1 Lap	127	4:45.331	1 Lap	69	2:56.747	2:09.473	205	3:03.146	1 Lap	12	3:10.051	1 Lap
908	3:57.735	1 Lap	907	4:47.660	1 Lap	50	2:57.438	2:09.965	77	2:57.520	2:21.161	127	3:00.061	1 Lap
975	5:05.469	1 Lap	236	4:52.511	2 Laps	127	3:05.075	1 Lap	96	2:56.411	2:21.499			
246	3:55.432	1 Lap	78	4:11.705	3:23.403	77	2:57.295	2:11.761	127	3:02.932	1 Lap	<b>Lap 16</b>		
236	5:34.131	2 Laps	50	4:05.922	3:24.811	96	2:56.681	2:13.208	11	3:02.893	2:36.318	134	2:43.743	
127	5:02.772	1 Lap	69	4:05.437	3:25.010	919	3:12.644	1 Lap	919	3:09.395	1 Lap	11	3:03.228	1 Lap
907	3:52.081	1 Lap	936	3:38.326	3:26.748	907	3:11.544	1 Lap	907	3:07.185	1 Lap	167	2:53.471	1 Lap
92	3:56.449	3:00.727	77	4:08.507	3:26.750	11	3:01.697	2:21.545				907	3:07.500	2 Laps
977	3:50.302	1 Lap	246	4:59.760	1 Lap	241	3:42.118	2 Laps	<b>Lap 15</b>			919	3:11.951	2 Laps
930	3:56.179	1 Lap	96	4:07.286	3:28.811	236	3:21.186	2 Laps	134	2:46.055		905	2:41.504	24.834
78	4:04.932	3:37.762	142	3:54.412	3:29.168	202	3:03.881	1 Lap	167	2:52.067	1 Lap	103	2:41.887	26.161
77	4:05.650	3:44.307	11	5:32.267	3:32.132				202	3:06.179	2 Laps	202	3:05.514	2 Laps
50	4:02.630	3:44.953	975	5:14.806	1 Lap	<b>Lap 14</b>			24	3:05.213	1 Lap	24	3:03.375	1 Lap
24	4:16.562	3:45.614	908	5:24.299	1 Lap	134	2:48.120		236	3:29.670	3 Laps	82	3:02.709	1 Lap
69	4:03.287	3:45.637	977	5:06.632	1 Lap	167	2:54.961	1 Lap	905	2:45.655	27.073	908	2:12.668	2 Laps
96	4:03.401	3:47.589	930	5:06.047	1 Lap	908	3:13.117	2 Laps	908	3:12.597	2 Laps	244	2:59.122	1 Lap
29	4:13.466	3:55.539	202	3:50.213	1 Lap	24	3:05.894	1 Lap	103	2:43.302	28.017	236	3:21.969	3 Laps
142	4:08.625	4:00.820	24	4:37.476	3:57.026	977	3:14.036	2 Laps	977	3:13.463	2 Laps	242	3:07.281	2 Laps
936	5:45.987	4:14.486	167	3:05.255	4:05.996	930	3:14.793	2 Laps	241	3:36.816	3 Laps	29	3:09.023	1 Lap
966	4:42.027	1 Lap	29	4:40.787	4:10.262	82	3:02.977	1 Lap	82	3:02.772	1 Lap	930	3:15.618	2 Laps
						29	3:09.573	1 Lap	930	3:14.430	2 Laps	194	2:59.558	1 Lap
						242	3:06.441	2 Laps	242	3:05.380	2 Laps	10	3:03.334	1 Lap
						939	3:13.433	2 Laps	29	3:09.798	1 Lap	977	3:31.726	2 Laps
						905	2:44.165	27.473	244	2:56.566	1 Lap	9	3:03.684	1 Lap
						103	2:45.061	30.770	939	3:12.862	2 Laps	241	3:36.455	3 Laps
						915	3:18.748	2 Laps	10	3:03.405	1 Lap	939	3:15.310	2 Laps
						244	2:55.900	1 Lap	194	3:00.794	1 Lap	986	3:00.196	1 Lap
						10	3:02.887	1 Lap	9	3:01.663	1 Lap	957	2:58.072	1 Lap
						194	2:59.490	1 Lap	915	3:18.034	2 Laps	915	3:17.890	2 Laps
						9	3:00.675	1 Lap	986	2:58.538	1 Lap	18	3:04.805	1 Lap
						966	3:13.649	2 Laps	966	3:13.675	2 Laps	38	3:05.148	1 Lap
						986	2:58.689	1 Lap	957	2:59.059	1 Lap	966	3:14.056	2 Laps
						246	4:34.235	2 Laps	18	3:03.132	1 Lap	20	3:05.678	1 Lap
						38	3:02.919	1 Lap	38	3:03.507	1 Lap	246	3:12.015	2 Laps
						18	3:02.796	1 Lap	246	3:12.380	2 Laps	102	2:58.870	1 Lap
						957	2:58.621	1 Lap	20	3:05.878	1 Lap	936	2:45.466	2:02.338
						993	3:13.859	2 Laps	993	3:12.448	2 Laps	925	3:00.700	1 Lap
						20	3:07.538	1 Lap	102	2:58.305	1 Lap	968	3:00.569	1 Lap
						102	3:00.929	1 Lap	925	2:59.835	1 Lap	191	2:48.878	2:05.692
						902	3:12.644	2 Laps	968	2:59.719	1 Lap	993	3:12.771	2 Laps
						925	2:59.548	1 Lap	95	2:59.356	1:53.194	95	3:00.528	2:09.979
						968	2:59.509	1 Lap	902	3:13.015	2 Laps	142	2:48.815	2:13.749
						900	3:14.360	2 Laps	191	2:50.404	2:00.557	902	3:14.039	2 Laps
						95	3:00.290	1:39.893	936	2:44.103	2:00.615	92	2:54.910	2:28.806

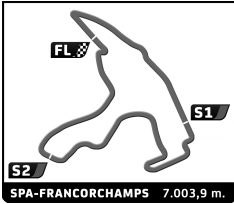


# ACNN SPA EURO RACE RACE 2

Analysis by lap

Lapped

Nr	Lap Time	Gap	Nr	Lap Time	Gap	Nr	Lap Time	Gap	Nr	Lap Time	Gap	Nr	Lap Time	Gap	
16	3:08.735	1 Lap	<b>Lap 18</b>			905	2:41.605	12.447	16	3:06.713	2 Laps	127	3:00.198	2 Laps	
50	2:53.896	2:32.835				103	2:43.723	14.898	205	3:01.912	2 Laps	43	3:15.892	2 Laps	
78	2:55.966	2:34.510				77	2:56.484	1 Lap	167	2:56.719	1 Lap	902	3:17.910	3 Laps	
900	3:16.011	2 Laps	134	2:49.842				241	3:33.032	4 Laps	74	3:14.381	2 Laps		
69	2:54.792	2:35.765	16	3:07.150	2 Laps	96	2:55.701	1 Lap	127	3:02.753	2 Laps	900	3:14.106	3 Laps	
43	3:10.594	1 Lap	77	2:58.444	1 Lap	16	3:07.008	2 Laps	902	3:13.967	3 Laps	241	3:30.858	4 Laps	
77	2:57.170	2:44.983	902	3:15.937	3 Laps	205	3:01.042	2 Laps	43	3:11.767	2 Laps	11	3:09.607	1 Lap	
96	2:56.620	2:45.299	96	2:59.331	1 Lap	902	3:14.115	3 Laps	74	3:09.236	2 Laps	57	3:09.192	2 Laps	
<b>Lap 17</b>			43	3:08.230	2 Laps	167	2:54.923	1 Lap	900	3:13.120	3 Laps	12	3:10.309	2 Laps	
134	2:46.355				43	3:10.464	2 Laps	11	3:06.012	1 Lap	907	3:05.377	2 Laps		
74	3:10.778	2 Laps	205	3:00.793	2 Laps	900	3:13.974	3 Laps	12	3:13.265	2 Laps	936	2:44.058	1:49.926	
205	3:01.562	2 Laps	905	2:44.276	16.280	74	3:10.445	2 Laps	12	3:13.265	2 Laps	244	2:57.555	1 Lap	
57	3:09.817	2 Laps	103	2:43.705	16.613	127	2:58.929	2 Laps	57	3:14.355	2 Laps	82	2:58.153	1 Lap	
12	3:09.228	2 Laps	74	3:10.056	2 Laps	57	3:10.503	2 Laps	907	3:05.607	2 Laps	202	3:04.885	2 Laps	
127	3:11.174	2 Laps	167	2:53.344	1 Lap	12	3:09.337	2 Laps	244	2:57.125	1 Lap	24	3:05.673	1 Lap	
905	2:43.367	21.846	57	3:11.315	2 Laps	11	3:03.377	1 Lap	82	2:57.977	1 Lap	142	2:46.616	2:17.531	
103	2:42.944	22.750	127	3:01.297	2 Laps	907	3:05.351	2 Laps	936	2:44.387	1:51.287	191	2:47.513	2:21.174	
167	2:55.832	1 Lap	12	3:09.279	2 Laps	244	2:58.531	1 Lap	202	3:05.601	2 Laps	194	2:59.618	1 Lap	
11	3:04.863	1 Lap	11	3:05.251	1 Lap	82	3:02.911	1 Lap	24	3:05.641	1 Lap	919	3:13.295	2 Laps	
907	3:05.866	2 Laps	907	3:03.199	2 Laps	202	3:07.258	2 Laps	919	3:13.123	2 Laps	986	2:59.765	1 Lap	
919	3:11.175	2 Laps	919	3:12.752	2 Laps	919	3:13.872	2 Laps	194	3:01.495	1 Lap	10	3:04.943	1 Lap	
202	3:04.433	2 Laps	202	3:04.608	2 Laps	24	3:07.569	1 Lap	142	2:47.771	2:16.334	242	3:03.766	2 Laps	
24	3:04.549	1 Lap	82	2:58.401	1 Lap	936	2:43.996	1:54.074	10	3:02.458	1 Lap	9	3:03.295	1 Lap	
82	2:58.881	1 Lap	24	3:05.340	1 Lap	194	3:01.321	1 Lap	191	2:49.349	2:19.080	<b>Lap 22</b>			
244	2:57.627	1 Lap	244	2:56.485	1 Lap	242	3:04.928	2 Laps	986	3:02.968	1 Lap	134	2:43.810		
908	3:12.992	2 Laps	194	3:01.326	1 Lap	10	3:01.771	1 Lap	242	3:06.225	2 Laps	957	3:02.996	2 Laps	
242	3:04.722	2 Laps	242	3:07.355	2 Laps	986	3:00.530	1 Lap	9	3:02.546	1 Lap	103	2:43.420	10.750	
194	3:00.084	1 Lap	10	3:02.307	1 Lap	9	3:02.881	1 Lap	957	3:01.673	1 Lap	102	2:58.480	2 Laps	
29	3:07.908	1 Lap	908	3:12.776	2 Laps	29	3:08.191	1 Lap	29	3:09.509	1 Lap	18	3:04.577	2 Laps	
10	3:02.164	1 Lap	29	3:07.446	1 Lap	957	2:58.822	1 Lap	908	3:12.474	2 Laps	908	3:13.246	3 Laps	
236	3:19.160	3 Laps	986	2:59.287	1 Lap	908	3:12.938	2 Laps	<b>Lap 21</b>			92	2:54.458	1 Lap	
930	3:15.301	2 Laps	9	3:02.916	1 Lap	142	2:48.349	2:15.737	134	2:45.419			95	2:58.314	1 Lap
9	3:02.728	1 Lap	936	2:45.453	1:55.516	191	2:49.629	2:16.905	18	3:03.491	1 Lap	968	3:00.903	2 Laps	
986	2:59.414	1 Lap	957	3:00.512	1 Lap	18	3:03.491	1 Lap	102	3:01.099	2 Laps	38	3:06.443	2 Laps	
957	2:58.293	1 Lap	930	3:16.478	2 Laps	38	3:04.115	1 Lap	38	3:06.791	2 Laps	50	2:56.288	1 Lap	
939	3:14.935	2 Laps	236	3:19.813	3 Laps	930	3:15.603	2 Laps	95	2:56.558	1 Lap	69	2:56.916	1 Lap	
977	3:24.702	2 Laps	191	2:49.912	2:12.714	102	2:59.160	1 Lap	103	2:44.022	11.140	78	2:56.864	1 Lap	
18	3:01.793	1 Lap	18	3:03.692	1 Lap	236	3:17.104	3 Laps	968	3:02.318	2 Laps	905	3:01.175	48.132	
936	2:43.922	1:59.905	142	2:48.845	2:12.826	939	3:12.017	2 Laps	92	2:55.791	1 Lap	96	2:57.365	1 Lap	
38	3:02.650	1 Lap	38	3:04.713	1 Lap	968	3:00.038	1 Lap	50	2:56.765	1 Lap	930	3:15.781	3 Laps	
915	3:16.357	2 Laps	939	3:12.592	2 Laps	95	3:01.026	2:46.785	930	3:15.849	3 Laps	939	3:13.615	3 Laps	
241	3:33.713	3 Laps	977	3:13.689	2 Laps	<b>Lap 20</b>			236	3:15.844	4 Laps	236	3:16.986	4 Laps	
191	2:53.307	2:12.644	102	3:01.011	1 Lap	134	2:47.174	92	2:57.357	1 Lap	20	3:07.421	2 Laps		
142	2:46.429	2:13.823	968	3:01.732	1 Lap	92	2:54.424	1 Lap	78	2:59.803	1 Lap	77	2:59.735	1 Lap	
102	3:01.501	1 Lap	95	2:58.612	2:31.197	977	3:15.505	3 Laps	905	3:01.701	30.767	167	2:54.887	1 Lap	
968	2:59.295	1 Lap	915	3:16.266	2 Laps	50	2:53.455	1 Lap	20	3:08.430	2 Laps	977	3:18.941	3 Laps	
20	3:08.051	1 Lap	20	3:06.867	1 Lap	92	2:55.018	2:40.652	977	3:16.929	3 Laps	246	3:12.604	3 Laps	
966	3:14.617	2 Laps	92	2:55.018	2:40.652	69	2:55.579	1 Lap	96	2:53.962	1 Lap	205	3:00.068	2 Laps	
246	3:11.447	2 Laps	966	3:13.587	2 Laps	103	2:44.813	12.537	77	2:57.510	1 Lap	966	3:13.212	3 Laps	
95	2:58.803	2:22.427	246	3:11.820	2 Laps	78	2:56.692	1 Lap	246	3:10.599	3 Laps	915	3:17.852	3 Laps	
993	3:11.423	2 Laps	<b>Lap 19</b>			905	2:49.212	14.485	915	3:17.556	3 Laps	16	3:06.101	2 Laps	
92	2:53.025	2:35.476	134	2:45.438	915	3:12.142	3 Laps	246	3:13.273	3 Laps	993	3:12.352	3 Laps		
50	2:55.023	2:41.503	50	2:54.370	1 Lap	966	3:16.335	3 Laps	167	2:53.242	1 Lap	127	3:03.692	2 Laps	
78	2:55.796	2:43.951	69	2:54.700	1 Lap	96	2:55.167	1 Lap	205	3:00.764	2 Laps	936	2:47.848	1:53.964	
69	2:54.646	2:44.056	78	2:55.262	1 Lap	77	2:57.236	1 Lap	993	3:13.679	3 Laps	74	3:10.263	2 Laps	
												900	3:13.733	3 Laps	
												993	3:12.687	3 Laps	
												16	3:06.495	2 Laps	




**ACNN**  
**SPA EURO RACE**  
**RACE 2**

Analysis by lap

■ Lapped

Nr	Lap Time	Gap	Nr	Lap Time	Gap	Nr	Lap Time	Gap	Nr	Lap Time	Gap	Nr	Lap Time	Gap
244	3:00.268	1 Lap												
902	3:16.341	3 Laps												
11	3:08.673	1 Lap												
907	3:06.010	2 Laps												
57	3:10.785	2 Laps												
12	3:10.878	2 Laps												
82	3:04.789	1 Lap												
142	2:45.634	2:19.355												
191	2:49.844	2:27.208												
241	3:29.268	4 Laps												
202	3:04.956	2 Laps												
24	3:05.721	1 Lap												
194	2:58.914	1 Lap												
986	3:00.101	1 Lap												
10	3:03.684	1 Lap												
919	3:12.844	2 Laps												
242	3:05.639	2 Laps												
9	3:10.263	1 Lap												




## ACNN SPA EURO RACE RACE 2

### Sector Analysis

■ Personal Best ■ Session Best B Crossing the finish line in pit lane

Lap	D	Time	Sector 1	Sector 2	Sector 3	T. Spd	Elapsed	Lap	D	Time	Sector 1	Sector 2	Sector 3	T. Spd	Elapsed
<b>9</b> 1. Dimitri van der Spek BMW E36 325i Ooperon Cup								7 1 3:00.593 52.315 1:21.177 47.101 195.7 21:10.624							
1 1 3:11.238 1:00.567 1:22.859 47.812 191.5 3:11.238								8 1 3:01.850 52.834 1:21.319 47.697 191.8 24:12.474							
2 1 3:03.113 <b>52.080</b> 1:22.945 48.088 196.7 6:14.351								9 1 3:01.965 52.757 1:22.305 46.903 192.9 27:14.439							
3 1 <b>3:00.210</b> 52.541 1:21.281 46.388 192.9 9:14.561								10 1 3:01.938 52.900 1:21.891 47.147 191.2 30:16.377							
4 1 3:01.015 52.651 1:22.022 <b>46.342</b> 196.0 12:15.576								11 1 3:26.088 <b>B</b> 54.279 1:22.156 1:09.653 188.5 33:42.465							
5 1 3:00.477 52.856 <b>1:21.048</b> 46.573 194.9 15:16.053								12 1 5:32.267 3:20.656 1:24.820 46.791 109.6 39:14.732							
6 1 3:01.983 53.263 1:21.498 47.222 194.2 18:18.036								13 1 3:01.697 52.217 1:22.557 46.923 186.5 42:16.429							
7 1 3:01.614 52.660 1:22.098 46.856 197.1 21:19.650								14 1 3:02.893 53.514 1:22.524 46.855 193.2 45:19.322							
8 1 3:01.308 53.232 1:21.457 46.619 194.9 24:20.958								15 1 3:03.228 52.957 1:22.756 47.515 192.9 48:22.550							
9 1 3:12.273 <b>B</b> 52.751 1:23.437 56.085 196.4 27:33.231								16 1 3:04.863 52.897 1:23.892 48.074 186.9 51:27.413							
10 1 4:32.364 2:23.393 1:22.172 46.799 194.9 32:05.595								17 1 3:05.251 53.483 1:23.571 48.197 185.6 54:32.664							
11 1 5:21.616 1:11.874 2:45.081 1:24.661 52.8 37:27.211								18 1 3:03.377 53.333 1:23.039 47.005 191.2 57:36.041							
12 1 3:01.698 53.049 1:21.613 47.036 195.3 40:28.909								19 1 3:06.012 52.364 1:25.293 48.355 190.5 1:00:42.053							
13 1 3:00.675 52.302 1:21.765 46.608 196.4 43:29.584								20 1 3:09.607 54.870 1:25.634 49.103 187.8 1:03:51.660							
14 1 3:01.663 52.943 1:21.373 47.347 195.3 46:31.247								21 1 3:08.673 55.676 1:24.692 48.305 187.2 1:07:00.333							
15 1 3:03.684 53.748 1:22.058 47.878 193.2 49:34.931															
16 1 3:02.728 53.180 1:21.777 47.771 195.3 52:37.659															
17 1 3:02.916 53.777 1:22.093 47.046 195.3 55:40.575															
18 1 3:02.881 52.876 1:22.591 47.414 197.4 58:43.456															
19 1 3:02.546 52.918 1:22.588 47.040 195.3 1:01:46.002															
20 1 3:03.295 53.042 1:22.583 47.670 193.9 1:04:49.297															
21 1 3:10.263 1:00.255 1:22.475 47.533 191.2 1:07:59.560															
<b>10</b> 1. Jorn Boertien/Verswijverer BMW E36 325i Ooperon Cup								<b>12</b> 1. Maurice van Dijk BMW E36 325i Ooperon Cup							
1 1 3:09.158 59.567 1:21.933 47.658 186.2 3:09.158								1 1 3:20.147 1:03.773 165.1 3:20.147							
2 1 3:01.211 53.165 1:20.894 47.152 191.8 6:10.369								2 1 3:09.666 55.700 172.2 6:29.813							
3 1 <b>2:59.747</b> 52.582 <b>1:20.146</b> 47.019 194.6 9:10.116								3 1 <b>3:09.186</b> 56.350 <b>1:24.399</b> <b>48.437</b> 182.1 9:38.999							
4 1 3:00.837 52.766 1:21.054 47.017 193.5 12:10.953								4 1 3:10.406 55.673 184.6 12:49.405							
5 1 3:00.811 52.781 1:20.496 47.534 189.8 15:11.764								5 1 3:19.272 55.950 182.4 16:08.677							
6 1 3:02.014 52.759 1:21.688 47.567 191.2 18:13.778								6 1 3:11.558 56.248 184.0 19:20.235							
7 1 3:00.585 52.694 1:20.932 <b>46.959</b> 191.8 21:14.363								7 1 3:09.743 56.310 177.9 22:29.978							
8 1 3:00.903 52.687 1:20.861 47.355 190.8 24:15.266								8 1 3:20.045 <b>B</b> 56.182 183.1 25:50.023							
9 1 3:00.981 52.765 1:21.064 47.152 191.8 27:16.247								9 1 4:26.976 2:12.998 170.6 30:16.999							
10 1 3:09.012 <b>B</b> <b>52.507</b> 1:21.094 55.411 192.9 30:25.259								10 1 3:18.946 56.621 171.4 33:35.945							
11 1 6:50.872 2:19.981 2:49.407 1:41.484 171.2 37:16.131								11 1 4:55.140 2:11.458 58.4 38:31.085							
12 1 3:03.819 53.937 1:21.812 48.070 184.0 40:19.950								12 1 3:10.387 56.169 180.3 41:41.472							
13 1 3:02.887 53.271 1:22.187 47.429 187.5 43:22.837								13 1 3:11.325 55.770 186.2 44:52.797							
14 1 3:03.405 53.287 1:22.478 47.640 190.1 46:26.242								14 1 3:10.051 55.469 177.0 48:02.848							
15 1 3:03.334 53.118 1:22.739 47.477 190.8 49:29.576								15 1 3:09.228 55.191 186.2 51:12.076							
16 1 3:02.164 53.179 1:21.814 47.171 189.5 52:31.740								16 1 3:09.279 55.314 181.2 54:21.355							
17 1 3:02.307 52.896 1:22.070 47.341 190.1 55:34.047								17 1 3:09.337 <b>55.050</b> 187.5 57:30.692							
18 1 3:01.771 53.094 1:21.637 47.040 189.1 58:35.818								18 1 3:13.265 56.021 184.3 1:00:43.957							
19 1 3:02.458 53.630 1:21.444 47.384 188.8 1:01:38.276								19 1 3:10.309 55.973 163.6 1:03:54.266							
20 1 3:04.943 53.396 1:23.459 48.088 185.9 1:04:43.219								20 1 3:10.878 55.669 175.6 1:07:05.144							
21 1 3:03.684 53.123 1:22.774 47.787 189.5 1:07:46.903															
<b>11</b> 1. Mathieu Kruger/Kruger BMW E36 325i Ooperon Cup								<b>16</b> 1. Henk van Dijk BMW E36 325i Ooperon Cup							
1 1 3:08.282 58.236 1:22.680 47.366 187.8 3:08.282								1 1 3:20.315 1:04.041 1:26.305 49.969 166.7 3:20.315							
2 1 3:00.914 53.074 1:21.485 <b>46.355</b> 190.8 6:09.196								2 1 3:08.149 55.060 1:24.503 48.586 192.2 6:28.464							
3 1 <b>2:59.592</b> 52.600 <b>1:20.247</b> 46.745 192.9 9:08.788								3 1 3:06.833 <b>53.515</b> 1:24.272 49.046 186.5 9:35.297							
4 1 3:00.255 52.561 1:21.335 46.359 171.4 12:09.043								4 1 3:06.932 53.744 1:23.717 49.471 191.5 12:42.229							
5 1 3:00.149 52.626 1:20.857 46.666 194.2 15:09.192								5 1 3:06.589 54.027 1:23.436 49.126 186.5 15:48.818							
6 1 3:00.839 <b>51.889</b> 1:22.365 46.585 194.9 18:10.031								6 1 3:06.621 54.208 1:23.352 49.061 184.9 18:55.439							
								7 1 3:08.155 53.614 1:25.388 49.153 183.4 22:03.594							
								8 1 3:16.866 <b>B</b> 54.448 1:24.279 58.139 186.9 25:20.460							
								9 1 4:33.672 2:21.124 1:23.584 48.964 185.9 29:54.132							
								10 1 3:16.254 54.192 1:24.228 57.834 187.8 33:10.386							
								11 1 5:05.675 1:59.441 2:16.251 49.983 64.4 38:16.061							
								12 1 3:07.112 54.337 1:23.659 49.116 187.2 41:23.173							
								13 1 3:06.687 54.323 1:23.414 48.950 188.5 44:29.860							
								14 1 3:06.364 53.732 1:23.801 48.831 188.8 47:36.224							
								15 1 3:08.735 54.119 1:25.079 49.537 190.5 50:44.959							
								16 1 3:07.150 54.860 1:23.931 48.359 184.9 53:52.109							





# ACNN SPA EURO RACE RACE 2

## Sector Analysis

■ Personal Best   
 ■ Session Best   
 ■ Crossing the finish line in pit lane

Lap	D	Time	Sector 1	Sector 2	Sector 3	T. Spd	Elapsed	Lap	D	Time	Sector 1	Sector 2	Sector 3	T. Spd	Elapsed
17	1	3:07.008	53.853	1:24.499	48.656	188.5	56:59.117	4	1	3:06.728	56.520	1:22.456	47.752	185.2	12:27.300
18	1	3:06.713	53.754	1:24.463	48.496	190.1	1:00:05.830	5	1	<span style="color: green;">3:01.385</span>	<span style="color: green;">52.499</span>	<span style="color: green;">1:21.657</span>	<span style="color: green;">47.229</span>	189.5	15:28.685
19	1	3:06.495	53.921	1:24.259	<span style="color: green;">48.315</span>	186.2	1:03:12.325	6	1	3:03.477	52.862	1:23.098	47.517	190.8	18:32.162
20	1	<span style="color: green;">3:06.101</span>	54.685	<span style="color: green;">1:22.812</span>	48.604	187.2	1:06:18.426	7	1	3:03.326	52.612	1:23.190	47.524	184.0	21:35.488

18		1. Sander Kohler		BMW E36 325i			
				Ooperon Cup			
1	1	3:10.013	58.866	1:23.616	47.531	189.1	3:10.013
2	1	3:04.973	53.116	1:23.638	48.219	197.4	6:14.986
3	1	<span style="color: green;">3:00.406</span>	<span style="color: green;">52.293</span>	<span style="color: green;">1:21.703</span>	<span style="color: green;">46.410</span>	198.5	9:15.392
4	1	3:03.677	53.313	1:23.223	47.141	190.1	12:19.069
5	1	3:02.248	52.901	1:21.852	47.495	193.5	15:21.317
6	1	3:03.051	53.334	1:22.140	47.577	194.6	18:24.368
7	1	3:03.836	54.885	1:21.709	47.242	192.2	21:28.204
8	1	3:02.688	53.217	1:22.241	47.230	193.2	24:30.892
9	1	3:02.410	53.455	1:22.017	46.938	192.2	27:33.302
10	1	3:14.974 <span style="color: blue;">B</span>	55.134	1:22.591	57.249	195.3	30:48.276
11	1	6:53.204	3:07.603	2:49.434	56.167	58.7	37:41.480
12	1	3:04.039	53.157	1:24.196	46.686	192.2	40:45.519
13	1	3:02.796	52.917	1:22.932	46.947	178.2	43:48.315
14	1	3:03.132	52.682	1:23.009	47.441	191.2	46:51.447
15	1	3:04.805	54.038	1:23.708	47.059	194.6	49:56.252
16	1	3:01.793	52.458	1:22.396	46.939	194.9	52:58.045
17	1	3:03.692	53.114	1:23.215	47.363	194.6	56:01.737
18	1	3:03.491	53.130	1:22.921	47.440	196.7	59:05.228
19	1	3:03.627	53.002	1:22.649	47.976	193.9	1:02:08.855
20	1	3:04.577	53.301	1:23.503	47.773	193.5	1:05:13.432

20		1. Harold Dekens/Dekens		BMW E36 325i			
				Ooperon Cup			
1	1	3:16.832	1:03.165			186.2	3:16.832
2	1	3:05.033	54.128			191.5	6:21.865
3	1	3:06.690	53.592			193.2	9:28.555
4	1	<span style="color: green;">3:04.801</span>	53.841			191.5	12:33.356
5	1	3:06.562	<span style="color: green;">53.308</span>			192.5	15:39.918
6	1	3:05.750	55.064			189.5	18:45.668
7	1	3:05.206	53.602			190.8	21:50.874
8	1	3:05.924	53.892			190.5	24:56.798
9	1	3:06.216	53.992			187.5	28:03.014
10	1	3:17.059 <span style="color: blue;">B</span>	55.098			192.9	31:20.073
11	1	6:23.832	2:46.909			57.6	37:43.905
12	1	3:05.838	54.192			189.5	40:49.743
13	1	3:07.538	54.003			189.5	43:57.281
14	1	3:05.878	54.232			188.5	47:03.159
15	1	3:05.678	53.715			191.2	50:08.837
16	1	3:08.051	53.887			191.8	53:16.888
17	1	3:06.867	54.052			191.5	56:23.755
18	1	3:06.918	54.267			189.5	59:30.673
19	1	3:08.430	53.913			190.5	1:02:39.103
20	1	3:07.421	53.861			189.8	1:05:46.524


24		1. Jan Peter van Leeuwen		BMW E36 325i			
				Ooperon Cup			
1	1	3:11.743	1:00.563	1:23.664	47.516	173.6	3:11.743
2	1	3:04.019	53.089	1:22.618	48.312	190.5	6:15.762
3	1	3:04.810	53.782	1:23.674	47.354	187.2	9:20.572

29		1. Land/Land		BMW E36 325i			
				Ooperon Cup			
1	1	3:11.399	59.585	1:23.431	48.383	199.6	3:11.399
2	1	3:04.474	53.419	1:23.375	47.680	194.9	6:15.873
3	1	3:04.435	53.655	1:23.159	47.621	191.5	9:20.308
4	1	3:07.365	56.422	1:23.475	<span style="color: green;">47.468</span>	189.8	12:27.673
5	1	3:05.402	53.293	1:23.197	47.912	193.5	15:33.075
6	1	<span style="color: green;">3:04.230</span>	<span style="color: green;">53.214</span>	1:23.050	47.966	194.2	18:37.305
7	1	3:05.695	53.422	1:23.514	48.759	193.9	21:43.000
8	1	3:04.537	54.017	1:22.938	47.582	192.5	24:47.537
9	1	3:05.577	53.230	<span style="color: green;">1:22.878</span>	49.469	191.2	27:53.114
10	1	3:05.495	53.633	1:23.565	48.297	193.9	30:58.609
11	1	4:13.466 <span style="color: blue;">B</span>	54.106	1:31.365	1:47.995	191.8	35:12.075
12	1	4:40.787	2:23.157	1:26.543	51.087	183.7	39:52.862
13	1	3:09.573	54.904	1:25.256	49.413	185.9	43:02.435
14	1	3:09.798	55.161	1:24.903	49.734	188.5	46:12.233
15	1	3:09.023	55.041	1:25.205	48.777	190.5	49:21.256
16	1	3:07.908	54.501	1:24.139	49.268	193.5	52:29.164
17	1	3:07.446	54.299	1:24.584	48.563	191.8	55:36.610
18	1	3:08.191	55.075	1:24.879	48.237	193.5	58:44.801
19	1	3:09.509	54.785	1:24.443	50.281	188.5	1:01:54.310

31		1. Van Olst de Keuninck		BMW E36 325i			
				Ooperon Cup			
1	1	3:13.611	1:00.979	1:24.526	48.106	187.5	3:13.611
2	1	<span style="color: green;">3:05.188</span>	54.035	<span style="color: green;">1:23.693</span>	<span style="color: green;">47.460</span>	193.2	6:18.799
3	1	3:25.682 <span style="color: blue;">B</span>	<span style="color: green;">53.418</span>	1:29.453	1:02.811	188.5	9:44.481

38		1. Wiegers Meendering		BMW E36 325i			
				Ooperon Cup			
1	1	3:08.101	58.046	1:22.695	47.360	185.2	3:08.101
2	1	3:05.546	54.190	1:23.796	47.560	185.6	6:13.647
3	1	3:03.447	53.132	1:22.686	47.629	193.2	9:17.094
4	1	3:05.335	53.637	1:23.602	48.096	182.7	12:22.429
5	1	3:02.694	53.318	1:23.117	<span style="color: green;">46.259</span>	187.5	15:25.123
6	1	3:04.136	53.410	1:23.237	47.489	190.1	18:29.259
7	1	3:04.985	52.935	1:24.038	48.012	180.0	21:34.244





# ACNN SPA EURO RACE RACE 2

## Sector Analysis

■ Personal Best ■ Session Best B Crossing the finish line in pit lane

Lap	D	Time	Sector 1	Sector 2	Sector 3	T. Spd	Elapsed	Lap	D	Time	Sector 1	Sector 2	Sector 3	T. Spd	Elapsed
<b>73</b> 1. John den Hollander Zilhouette Zilhouette Cup								18 1 2:56.484 51.928 1:19.450 45.106 195.7 56:52.713							
1 1 3:09.716 58.489 176.5 3:09.716								19 1 2:57.236 52.854 1:19.078 45.304 192.2 59:49.949							
2 1 3:00.032 52.871 183.7 6:09.748								20 1 2:57.510 52.127 1:19.834 45.549 194.6 1:02:47.459							
3 1 2:58.915 52.852 192.2 9:08.663								21 1 2:59.735 52.060 1:20.544 47.131 191.2 1:05:47.194							
4 1 <b>2:57.711</b> 52.451 187.8 12:06.374															
5 1 3:00.861 52.206 193.5 15:07.235															
6 1 3:00.369 52.109 191.2 18:07.604															
7 1 2:59.440 52.182 192.2 21:07.044															
8 1 3:10.407 B <b>51.868</b> 191.2 24:17.451															
9 1 4:27.635 2:19.073 189.5 28:45.086															
10 1 3:00.255 52.220 196.4 31:45.341															
<b>74</b> 1. Caspers Mik BMW E36 325i Ooperon Cup								1 1 2:59.065 54.077 1:19.368 45.620 180.9 2:59.065							
1 1 3:19.189 1:02.600 182.7 3:19.189								2 1 2:56.475 52.015 1:18.386 46.074 185.2 5:55.540							
2 1 3:10.235 55.366 189.8 6:29.424								3 1 2:55.072 52.041 1:18.109 44.922 188.8 8:50.612							
3 1 3:09.014 54.382 184.9 9:38.438								4 1 <b>2:54.101</b> 51.512 <b>1:18.006</b> <b>44.583</b> 192.9 11:44.713							
4 1 3:08.307 54.247 192.9 12:46.745								5 1 2:56.328 51.609 1:19.639 45.080 192.9 14:41.041							
5 1 3:07.930 54.420 190.1 15:54.675								6 1 2:57.340 51.241 1:19.297 46.802 196.0 17:38.381							
6 1 <b>3:07.767</b> 54.179 190.1 19:02.442								7 1 2:55.212 51.129 1:19.051 45.032 196.0 20:33.593							
7 1 3:10.103 54.428 190.5 22:12.545								8 1 2:55.292 51.590 1:18.845 44.857 194.2 23:28.885							
8 1 3:08.457 53.829 190.5 25:21.002								9 1 3:03.792 B 51.270 1:18.597 53.925 193.5 26:32.677							
9 1 3:12.903 <b>53.570</b> 190.1 28:33.905								10 1 4:16.689 2:11.785 1:19.863 45.041 192.2 30:49.366							
10 1 3:21.915 B 53.690 189.5 31:55.820								11 1 4:04.932 51.793 1:26.497 1:46.642 192.9 34:54.298							
11 1 6:21.304 3:15.283 64.0 38:17.124								12 1 4:11.705 2:05.869 1:20.019 45.817 129.5 39:06.003							
12 1 3:10.053 55.141 189.5 41:27.177								13 1 2:56.959 51.868 1:19.797 45.294 193.9 42:02.962							
13 1 3:10.889 55.084 184.3 44:38.066								14 1 2:54.218 51.262 1:18.286 44.670 195.7 44:57.180							
14 1 3:10.744 55.592 188.5 47:48.810								15 1 2:54.166 <b>50.847</b> 1:18.365 44.954 197.4 47:51.346							
15 1 3:10.778 54.900 191.8 50:59.588								16 1 2:55.966 51.457 1:18.432 46.077 192.9 50:47.312							
16 1 3:10.056 55.554 191.2 54:09.644								17 1 2:55.796 52.144 1:18.479 45.173 194.9 53:43.108							
17 1 3:10.445 55.770 188.5 57:20.089								18 1 2:55.262 51.155 1:19.240 44.867 197.8 56:38.370							
18 1 3:09.236 54.987 192.5 1:00:29.325								19 1 2:56.692 51.885 1:18.867 45.940 196.7 59:35.062							
19 1 3:14.381 59.150 181.8 1:03:43.706								20 1 2:59.803 53.268 1:20.130 46.405 192.5 1:02:34.865							
20 1 3:10.263 55.315 188.8 1:06:53.969								21 1 2:56.864 51.631 1:19.749 45.484 194.2 1:05:31.729							
<b>77</b> 1. Erik Geerts Zilhouette Zilhouette Cup								1 1 3:08.286 58.735 1:22.391 47.160 174.5 3:08.286							
1 1 3:03.023 57.734 1:19.464 45.825 188.5 3:03.023								2 1 3:05.540 53.023 1:25.409 47.108 192.2 6:13.826							
2 1 2:54.832 51.599 1:18.144 45.089 197.1 5:57.855								3 1 2:56.469 52.096 1:18.270 46.103 190.5 9:10.295							
3 1 2:54.800 51.390 1:17.999 45.411 197.4 8:52.655								4 1 2:56.675 52.309 1:18.488 45.878 185.6 12:06.970							
4 1 <b>2:54.711</b> 52.159 <b>1:17.799</b> <b>44.753</b> 198.9 11:47.366								5 1 2:57.359 52.484 1:18.901 45.974 190.8 15:04.329							
5 1 2:55.532 51.402 1:18.459 45.671 195.7 14:42.898								6 1 2:58.744 53.431 1:19.256 46.057 190.8 18:03.073							
6 1 2:56.349 51.936 1:18.184 46.229 197.8 17:39.247								7 1 <b>2:55.643</b> <b>52.061</b> <b>1:17.728</b> <b>45.854</b> 189.1 20:58.716							
7 1 2:55.514 52.664 1:17.838 45.012 198.2 20:34.761								8 1 3:09.422 B 52.221 1:19.079 58.122 191.5 24:08.138							
8 1 2:55.590 51.398 1:18.925 45.267 199.3 23:30.351								9 1 4:33.367 2:24.888 1:20.896 47.583 185.6 28:41.505							
9 1 3:06.711 B 51.955 1:18.322 56.434 197.4 26:37.062								10 1 3:00.834 53.444 1:20.388 47.002 178.2 31:42.339							
10 1 4:18.131 2:14.370 1:18.091 45.670 195.7 30:55.193								11 1 5:08.185 52.939 2:17.737 1:57.509 187.8 36:50.524							
11 1 4:05.650 <b>51.348</b> 1:25.199 1:49.103 194.9 35:00.843								12 1 3:07.655 57.922 1:21.876 47.857 185.6 39:58.179							
12 1 4:08.507 2:02.087 1:18.712 47.708 151.5 39:09.350								13 1 3:02.977 54.244 1:21.093 47.640 190.1 43:01.156							
13 1 2:57.295 53.147 1:18.914 45.234 196.7 42:06.645								14 1 3:02.772 53.511 1:21.918 47.343 180.6 46:03.928							
14 1 2:57.520 52.096 1:20.064 45.360 197.4 45:04.165								15 1 3:02.709 53.181 1:22.408 47.120 170.1 49:06.637							
15 1 2:56.450 51.543 1:19.076 45.831 197.4 48:00.615								16 1 2:58.881 52.792 1:19.691 46.398 189.8 52:05.518							
16 1 2:57.170 53.115 1:18.386 45.669 193.9 50:57.785								17 1 2:58.401 52.908 1:18.879 46.614 190.1 55:03.919							
17 1 2:58.444 53.225 1:19.682 45.537 197.4 53:56.229								18 1 3:02.911 52.506 1:24.051 46.354 189.5 58:06.830							
								19 1 2:57.977 52.610 1:18.808 46.559 191.8 1:01:04.807							
								20 1 2:58.153 52.558 1:19.211 46.384 192.9 1:04:02.960							
								21 1 3:04.789 54.552 1:21.475 48.762 177.3 1:07:07.749							
<b>92</b> 1. Michael Hermans Zilhouette Zilhouette Cup								1 1 3:01.953 57.608 1:18.955 45.390 191.2 3:01.953							

















# ACNN SPA EURO RACE RACE 2

## Sector Analysis

■ Personal Best ■ Session Best B Crossing the finish line in pit lane

Lap	D	Time	Sector 1	Sector 2	Sector 3	T. Spd	Elapsed	Lap	D	Time	Sector 1	Sector 2	Sector 3	T. Spd	Elapsed																
16	1	3:16.266	58.979	1:26.083	51.204	164.4	56:23.655	9	1	3:14.932	58.301	1:26.736	49.895	173.6	30:35.122																
17	1	3:17.556	58.948	1:26.763	51.845	159.1	59:41.211	10	1	3:56.179 <b>B</b>	57.354	<b>1:25.586</b>	1:33.239	179.7	34:31.301																
18	1	3:17.756	58.820	1:27.466	51.470	161.9	1:02:58.967	11	1	5:06.047	2:50.340	1:25.830	49.877	164.1	39:37.348																
19	1	3:17.852	59.051	1:26.885	51.916	161.2	1:06:16.819	12	1	3:14.793	57.762	1:26.534	50.497	177.9	42:52.141																
<b>919</b> 1.Sander Roest Porsche 944 Porsche Cup								13	1	3:14.430	<b>57.221</b>	1:26.946	50.263	177.9	46:06.571																
								14	1	3:15.618	57.552	1:27.626	50.440	171.4	49:22.189																
								15	1	3:15.301	57.279	1:27.459	50.563	177.9	52:37.490																
								16	1	3:16.478	58.967	1:27.305	50.206	179.7	55:53.968																
								17	1	3:15.603	56.393	1:27.498	50.453	176.2	59:09.571																
								18	1	3:15.849	57.442	1:27.530	50.877	179.4	1:02:25.420																
								19	1	3:15.781	57.336	1:27.819	50.626	178.8	1:05:41.201																
								<b>934</b> 1.Robert Hackbarth Porsche 944 Porsche Cup								1	1	4:40.606	2:14.746	1:33.410	52.450	163.6	4:40.606								
																2	1	3:23.916	1:00.894	1:30.736	52.286	168.0	8:04.522								
																3	1	3:22.419	1:00.697	1:30.259	51.463	161.4	11:26.941								
																4	1	3:33.033	59.654	1:30.402	1:02.977	170.1	14:59.974								
																5	1	3:21.952	1:00.471	<b>1:29.549</b>	51.932	168.2	18:21.926								
																6	1	3:22.535	58.793	1:30.600	53.142	160.5	21:44.461								
																7	1	<b>3:19.162</b>	<b>58.144</b>	1:30.064	<b>50.954</b>	167.7	25:03.623								
																<b>936</b> 1.Gideon Wijschenk Porsche 968 Turbo Porsche Cup								1	1	4:19.456	2:09.550	1:23.087	46.819	182.1	4:19.456
																								2	1	2:50.489	48.492	1:18.725	43.272	195.7	7:09.945
																								3	1	2:47.614	47.226	1:16.779	43.609	190.1	9:57.559
																								4	1	2:49.643	48.035	1:17.326	44.282	193.2	12:47.202
																								5	1	2:48.551	47.307	1:17.323	43.921	203.4	15:35.753
																								6	1	2:47.191	46.946	1:17.480	42.765	188.8	18:22.944
7	1	2:46.261	47.325	1:16.330	42.606	198.5	21:09.205																								
8	1	2:47.014	46.862	1:17.122	43.030	215.1	23:56.219																								
9	1	2:45.472	46.738	1:15.995	42.739	203.8	26:41.691																								
10	1	3:03.344 <b>B</b>	46.812	1:15.604	1:00.928	206.1	29:45.035																								
11	1	5:45.987	2:18.697	1:34.987	1:52.303	200.4	35:31.022																								
12	1	3:38.326	1:37.913	1:18.160	42.253	210.9	39:09.348																								
13	1	2:50.487	48.479	1:18.930	43.078	206.5	41:59.835																								
14	1	2:45.736	47.135	1:15.551	43.050	210.5	44:45.571																								
15	1	2:44.103	46.522	1:15.286	42.295	212.2	47:29.674																								
16	1	2:45.466	46.841	1:15.222	43.403	212.6	50:15.140																								
17	1	<b>2:43.922</b>	47.572	<b>1:14.882</b>	<b>41.468</b>	200.7	52:59.062																								
18	1	2:45.453	46.618	1:16.738	42.097	213.9	55:44.515																								
19	1	2:43.996	<b>45.668</b>	1:16.025	42.303	201.1	58:28.511																								
20	1	2:44.387	46.675	1:16.035	41.677	225.0	1:01:12.898																								
21	1	2:44.058	45.960	1:15.522	42.576	226.4	1:03:56.956																								
22	1	2:47.848	49.034	1:16.228	42.586	227.4	1:06:44.804																								
<b>925</b> 1.Marco Braakman Porsche Cup								1	1	4:16.447	2:05.483	1:24.035	46.929	195.7	4:16.447																
								2	1	3:00.102	51.812	1:21.689	46.601	196.7	7:16.549																
								3	1	3:01.030	52.011	1:22.245	46.774	204.2	10:17.579																
								4	1	3:01.174	52.239	1:21.924	47.011	200.4	13:18.753																
								5	1	3:01.092	52.278	1:21.843	46.971	199.6	16:19.845																
								6	1	3:00.835	52.276	1:22.167	46.392	201.1	19:20.680																
								7	1	3:08.723 <b>B</b>	51.755	1:21.976	54.992	198.2	22:29.403																
								8	1	4:24.920	2:14.904	1:22.924	47.092	198.9	26:54.323																
								9	1	3:01.099	52.160	1:22.842	<b>46.097</b>	193.9	29:55.422																
								10	1	3:04.973	52.289	1:22.229	50.455	200.0	33:00.395																
								11	1	5:14.008	2:07.629	1:19.312	47.067	61.6	38:14.403																
								12	1	3:01.464	52.466	1:22.814	46.184	191.8	41:15.867																
								13	1	<b>2:59.548</b>	<b>51.670</b>	1:21.631	46.247	200.7	44:15.415																
14	1	2:59.835	52.308	<b>1:21.291</b>	46.236	203.0	47:15.250																								
15	1	3:00.700	51.991	1:21.390	47.319	198.9	50:15.950																								
<b>930</b> 1.Huib Havik Porsche 944 Porsche Cup								1	1	4:31.691	2:13.717	1:28.092	49.882	172.2	4:31.691																
								2	1	3:18.124	59.342	1:27.494	51.288	171.4	7:49.815																
								3	1	3:16.357	59.577	1:26.932	49.848	169.0	11:06.172																
								4	1	3:15.335	57.855	1:26.479	51.001	175.9	14:21.507																
								5	1	3:16.473	58.600	1:27.535	50.338	175.9	17:37.980																
								6	1	3:13.961	57.511	1:26.034	50.416	181.5	20:51.941																
								7	1	3:14.341	57.774	1:26.737	49.830	176.8	24:06.282																
								8	1	<b>3:13.908</b>	57.877	1:26.562	<b>49.469</b>	175.3	27:20.190																
<b>939</b> 1.Rudy Sluiter Porsche 944 Porsche Cup								1	1	4:28.863	2:13.687	1:26.060	49.116	175.3	4:28.863																
								2	1	3:10.978	57.400	1:24.540	49.038	175.6	7:39.841																
								3	1	3:10.196	56.556	1:24.595	49.045	181.8	10:50.037																
								4	1	<b>3:08.422</b>	<b>55.311</b>	<b>1:24.175</b>	<b>48.936</b>	179.1	13:58.459																
								5	1	3:10.796	56.589	1:25.137	49.070	178.8	17:09.255																
								6	1	3:11.402	55.550	1:25.880	49.972	178.2	20:20.657																
								7	1	3:14.483	58.655	1:26.539	49.289	171.4	23:35.140																





# ACNN SPA EURO RACE RACE 2

## Sector Analysis

■ Personal Best ■ Session Best B Crossing the finish line in pit lane

Lap	D	Time	Sector 1	Sector 2	Sector 3	T. Spd	Elapsed	Lap	D	Time	Sector 1	Sector 2	Sector 3	T. Spd	Elapsed
16	1	3:13.689	57.057	1:26.531	50.101	176.2	56:09.251								
17	1	3:15.505	57.727	1:26.550	51.228	180.0	59:24.756								
18	1	3:16.929	57.175	1:27.938	51.816	180.3	1:02:41.685								
19	1	3:18.941	57.546	1:28.775	52.620	163.9	1:06:00.626								

### 986 1. JeanPaul Hulsebos Porsche Cup

1	1	4:13.761	2:04.310	1:22.763	46.688	201.5	4:13.761
2	1	3:00.171	50.935	1:22.740	46.496	184.0	7:13.932
3	1	3:00.117	51.344	1:22.286	46.487	185.2	10:14.049
4	1	2:59.451	51.156	<b>1:21.422</b>	46.873	186.2	13:13.500
5	1	2:58.850	50.887	1:21.726	46.237	187.5	16:12.350
6	1	2:59.046	50.699	1:21.880	46.467	200.7	19:11.396
7	1	2:59.303	50.900	1:21.887	46.516	186.5	22:10.699
8	1	3:00.480	<b>50.522</b>	1:23.305	46.653	192.9	25:11.179
9	1	3:01.114	52.063	1:22.548	46.503	178.5	28:12.293
10	1	3:01.956	52.294	1:23.407	46.255	185.6	31:14.249
11	1	5:00.470 <b>B</b>	52.061	2:04.713	2:03.696	180.9	36:14.719
12	1	4:26.752	2:18.431	1:22.257	46.064	187.5	40:41.471
13	1	2:58.689	50.610	1:22.028	46.051	198.2	43:40.160
14	1	<b>2:58.538</b>	50.595	1:21.865	46.078	188.2	46:38.698
15	1	3:00.196	51.608	1:22.210	46.378	187.8	49:38.894
16	1	2:59.414	51.479	1:21.904	<b>46.031</b>	191.2	52:38.308
17	1	2:59.287	51.062	1:22.153	46.072	192.5	55:37.595
18	1	3:00.530	51.581	1:22.690	46.259	192.5	58:38.125
19	1	3:02.968	51.541	1:24.715	46.712	189.8	1:01:41.093
20	1	2:59.765	50.717	1:22.713	46.335	192.9	1:04:40.858
21	1	3:00.101	51.147	1:22.808	46.146	190.1	1:07:40.959

### 993 1. Eric Hesp Porsche 944 Porsche Cup

1	1	4:37.510	2:16.796	1:30.029	50.685	179.1	4:37.510
2	1	3:16.113	59.496	1:26.882	49.735	172.8	7:53.623
3	1	3:14.887	56.832	1:26.602	51.453	183.1	11:08.510
4	1	3:14.584	58.379	<b>1:25.464</b>	50.741	178.8	14:23.094
5	1	3:12.651	56.743	1:26.184	49.724	182.4	17:35.745
6	1	3:11.815	56.440	1:26.114	49.261	184.6	20:47.560
7	1	3:12.485	56.342	1:25.856	50.287	183.4	24:00.045
8	1	3:12.153	56.398	1:25.995	49.760	180.9	27:12.198
9	1	3:19.996 <b>B</b>	56.233	1:25.482	58.281	183.7	30:32.194
10	1	6:56.523	2:29.540	2:51.260	1:35.723	68.2	37:28.717
11	1	3:12.342	56.772	1:26.082	49.488	179.7	40:41.059
12	1	3:13.859	56.932	1:27.068	49.859	177.6	43:54.918
13	1	3:12.448	57.451	1:25.707	49.290	179.1	47:07.366
14	1	3:12.771	56.608	1:27.041	<b>49.122</b>	180.3	50:20.137
15	1	<b>3:11.423</b>	<b>56.004</b>	1:26.158	49.261	185.2	53:31.560
16	1	3:13.229	57.101	1:25.993	50.135	181.2	56:44.789
17	1	3:12.687	56.885	1:25.884	49.918	182.4	59:57.476
18	1	3:13.679	56.450	1:26.115	51.114	180.6	1:03:11.155
19	1	3:12.352	56.426	1:25.492	50.434	184.3	1:06:23.507